

SYNTHETIC METHODS INVOLVING NEIGHBORING GROUP INTERACTION IN ORTHO-SUBSTITUTED NITROBENZENE DERIVATIVES

P. N. PRESTON*^{1a} AND G. TENNANT*^{1b}

*Department of Chemistry, Heriot-Watt University, Edinburgh EH1 1HX, Scotland,
and Department of Chemistry, The University of Edinburgh, Edinburgh EH9 3JJ, Scotland*

Received January 11, 1972 (Revised Manuscript Received April 24, 1972)

Contents

I. Introduction	627
II. Formation of Cyclized Products	628
A. Five-Membered Heterocycles Containing One Heteroatom	628
1. Indoles	628
2. Oxindoles	629
3. Indoxyls	630
4. Isatins	631
5. 3 <i>H</i> -Indol-3-one 1- <i>N</i> -Oxides (Isatogens)	632
B. Five-Membered Heterocycles Containing Two Heteroatoms	634
1. Indazoles	634
2. Benzimidazoles	637
3. Benzimidazole <i>N</i> -Oxides	639
4. Benzoxazoles	642
5. 2,1-Benzisoxazoles (Anthranils)	642
6. Benzothiazoles	645
7. 2,1-Benzisothiazoles (Thioanthranils)	646
C. Five-Membered Heterocycles Containing Three Heteroatoms	646
1. Benzo-1,2,3-triazoles	646
2. Benzo-2,1,3-oxadiazoles (Benzofurazans)	649
3. Benzo-2,1,3-oxadiazole 1- <i>N</i> -Oxides (Benzofuroxans)	649
D. Six-Membered Heterocycles Containing One Heteroatom	651
1. Quinolines	651
2. Isoquinolines	653
3. Acridines	653
4. Phenanthridines	654
5. Benzo[<i>c</i>]coumarins	655
E. Six-Membered Heterocycles Containing Two Heteroatoms	656
1. Cinnolines	656
2. Quinazolines	657
3. Quinoxalines	658
4. Phenazines	660
5. Benzoxazines	662
6. Phenoxazines	663
7. Benzothiazines	664
8. Phenothiazines	664
9. Dibenzodioxans	666
10. Phenoxathiins	666
F. Six-Membered Heterocycles Containing Three Heteroatoms	667
III. Formation of Uncyclized Products	669
A. Aromatic Nitroso Compounds	669
B. Azo and Azoxy Compounds	673
C. Arylamines	674
D. Sulfinic Acids	674
E. Sulfonic Acids and Derivatives	675
IV. Miscellaneous Compounds	676

I. Introduction

The purpose of this review is to focus attention on the synthetic value of processes involving chemical interaction between aromatic nitro groups and ortho side chains. Certain aspects of such interactions have been reviewed previously. The textbooks by Ochiai^{2a} and by Katritzky and Lagowski³ contain brief surveys of the cyclization reactions of ortho-substituted nitrobenzenes which lead to heteroaromatic *N*-oxides. Photochemical processes were covered briefly by de Mayo and Reid⁴ in 1961 and more extensively by Morrison⁵ in 1969. Since a previous review⁶ by one of us in 1964, a considerable number of papers (*ca.* 120) have been published in this field. We have attempted to accumulate much of this new material and, together with some of the material covered by the previous review,⁶ to assess the synthetic value of the processes involved.

The types of reaction to be discussed include redox processes, cyclizations involving both intramolecular condensations of the aldol type for which the nitro group provides the electrophilic center, intramolecular nucleophilic displacements of nitro groups, and photochemical and thermal transformations. Such reactions lead often, but not always, to (benzaza) heterocycles and in many cases afford otherwise inaccessible products (*e.g.*, heteroaromatic *N*-oxides of unequivocal structure and nitroso arenes). Reactions in which the nitro group is modified prior to interaction (*e.g.*, cyclizations involving reduction of the nitro group by an external reagent⁷) are excluded from the scope of the review. The Wohl-Aue phenazine synthesis^{8a,9} and the anthranil synthesis described by Davis¹⁰ also come into this category.

The subject material is broadly divided into (a) reactions which lead to cyclized (*i.e.*, heterocyclic) products (section II), (b) reactions in which the end products at least are not cyclic (section III), and (c) miscellaneous processes which do not fit into either of the categories a or b (section IV). Section II is subdivided according to the ring size and the number and type of heteroatom(s) present in the heterocyclic product. Section III accommodates a variety of reactions, some of which are

(2) E. Ochiai, Ed., "Aromatic Amine Oxides," Elsevier, New York, N. Y., 1967: (a) pp 59-62; (b) p 49.

(3) A. R. Katritzky and J. M. Lagowski, "Chemistry of Heterocyclic *N*-Oxides," Academic Press, New York, N. Y., 1971, pp 120-141.

(4) P. de Mayo and S. T. Reid, *Quart. Rev., Chem. Soc.*, **15**, 393 (1961).

(5) H. A. Morrison in "The Chemistry of Nitro and Nitroso Groups," Part I, H. Feur, Ed., Interscience, New York, N. Y., 1969, pp 165-213.

(6) J. D. Loudon and G. Tennant, *Quart. Rev., Chem. Soc.*, **18**, 389 (1964).

(7) J. I. G. Cadogan, *ibid.*, **22**, 222 (1968); *Synthesis*, 11 (1969).

(8) G. A. Swan and D. G. I. Felton in "Chemistry of Heterocyclic Compounds," A. Weissberger, Ed., New York, N. Y., 1957: (a) pp 7-10; (b) pp 3-4; (c) pp 44-45.

(9) J. F. Bunnett and R. E. Zahler, *Chem. Rev.*, **49**, 377 (1951).

(10) R. B. Davis and L. C. Pizzini, *J. Org. Chem.*, **25**, 1884 (1960).

(1) (a) Heriot-Watt University; (b) University of Edinburgh.

connected with reactions in section II. The synthetic value of a number of the reactions discussed is difficult to assess principally because product yields are either unreported or difficult to ascertain from the available data. No attempt has been made to provide exhaustive coverage of the wide areas of aromatic and heteroaromatic chemistry which come within the scope of the review. Rather, by demonstrating the synthetic value of neighboring-group interaction in ortho-substituted nitrobenzene derivatives, we hope to stimulate the use of such processes to syntheses where conventional procedures cannot be applied.

II. Formation of Cyclized Products

A. FIVE-MEMBERED HETEROCYCLES CONTAINING ONE HETEROATOM

1. Indoles

1-Hydroxyindoles (**2**) are synthesized in moderate to excellent yields by the base-catalyzed cyclization of a variety of *o*-nitrobenzyl derivatives (**1**) (Table I).¹¹⁻¹⁵ Reactions of this type

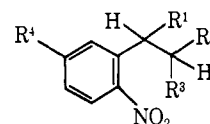
Table I

The Base-Catalyzed Formation of 1-Hydroxyindoles (**2**) from *o*-Nitrobenzyl Derivatives (**1**) and *o*-Nitrobenzylidene Derivatives (**3**)

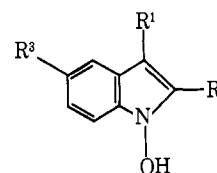
Starting material	Reaction conditions	Product (2)	Yield, %	Ref
1a	33% aq NaOH/reflux/0.5 hr	a	80	11
1b	3% aq KOH/room temp/15 min	{ a b	{ <i>a</i> 30}	12
1c	Na ₂ CO ₃ -H ₂ O-EtOH/reflux/2 hr	c	<i>a</i>	13
1d	1% aq Na ₂ CO ₃ /warm/10 min	d	<i>a</i>	13
1d	1% aq Na ₂ CO ₃ /warm/10 min	e	<i>a</i>	13
1i	20% aq KOH-EtOH/reflux/1 hr	i	<i>a</i>	14
3a	<i>d</i>	c	<i>a</i>	13
3b	KCN-H ₂ O-DMF/100°/0.5 hr	f ^b	<i>a</i>	15
3c	KCN-H ₂ O-EtOH/reflux/1.75 hr	g	67	15
3d	KCN-EtOH-H ₂ O/reflux/2 hr	g	80 ^c	15
3e	KCN-EtOH-H ₂ O/warm	h	23	14
3f	KCN-EtOH-H ₂ O/warm	h	60	14
3g	KCN-EtOH-H ₂ O/reflux/0.5 hr	j	97	15
1j	NaOEt-EtOH/room temp/15 hr	k	18	15
1j	Na ₂ CO ₃ -EtOH-H ₂ O/reflux/1.25 hr	k	42	15
1k	K ₂ CO ₃ -H ₂ O-EtOH/reflux/1.5 hr	l	<i>a</i>	15

^a Yield not quoted. ^b Not obtained pure. ^c Based on starting material consumed. ^d No data quoted.

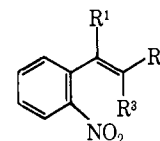
probably provide the best general route to 1-hydroxyindoles. Cyclization occurs readily where the benzyl side chain contains at least one moderately acidic center. Where two such centers are present, competing cyclization to quinoline *N*-oxides intervenes (*cf.* section II.D.1). Suitable substrates are available either by the base-catalyzed condensation of *o*-nitrobenzyl chloride with active methylene compounds (*e.g.*, **1a,b**)^{11,12} or by the addition of hydrogen cyanide to suitable



	R ¹	R ²	R ³	R ⁴
1a	H	CO ₂ Me	CO ₂ Me	H
b	H	COMe	CO ₂ Et	H
c	CN	CO ₂ Et	CO ₂ Et	H
d	CONH ₂	CO ₂ Et	CO ₂ Et	H
e	CN	COPh	H	H
f	CN	COPh	Me	H
g	CN	COMe	Me	H
h	CN	CN	Ph	H
i	CN	Ph	H	MeO
j	CN	COPh	CH ₂ COPh	H
k	CN	<i>p</i> -NO ₂ C ₆ H ₄	H	H



	R ¹	R ²	R ³
2a	H	CO ₂ H	H
b	H	CO ₂ Et	H
c	CN	CO ₂ H	H
d	CONH ₂	CO ₂ Et	H
e	CONH ₂	CO ₂ H	H
f	CN	COPh	H
g	CN	Me	H
h	CN	Ph	H
i	CN	Ph	OMe
j	CN	(CH ₂) ₄ CO ₂ H	H
k	CN	CH ₂ COPh	H
l	CN	<i>p</i> -NO ₂ C ₆ H ₄	H



	R ¹	R ²	R ³
3a ,	H	CO ₂ Et	CO ₂ Et
b	H	H	COPh
c	H	Me	COPh
d	H	Me	COMe
e	H	CN	Ph
f	CN	H	Ph
g	H	(CH ₂) ₃ -CO	

o-nitrobenzylidene derivatives^{15a} (*e.g.*, **3a** → **1c**¹³). Alternatively, the 1-hydroxyindole can be prepared directly from the requisite *o*-nitrobenzylidene derivative by warming with aqueous ethanolic potassium cyanide, in reactions which presumably involve the intermediate formation and cyclization of the corresponding hydrogen cyanide adducts [*cf.* **3a-d** → **1c** and **1e-g** → **2c** and **2f,g**].¹³⁻¹⁵ The common adduct **1h**

(11) A. Reissert, *Chem. Ber.*, **29**, 639 (1896).

(12) S. Gabriel, W. Gerhard, and R. Wolter, *ibid.*, **56**, 1024 (1923).

(13) J. D. Loudon and I. Wellings, *J. Chem. Soc.*, 3462 (1960).

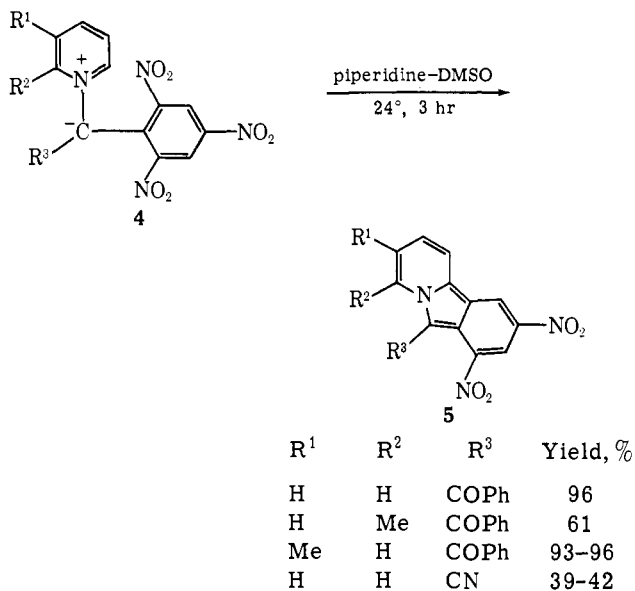
(14) J. D. Loudon and G. Tennant, *ibid.*, 3466 (1960).

(15) I. P. Sword, *J. Chem. Soc. C*, 1916 (1970).

(15a) Stereochemistry about the double bond not determined.

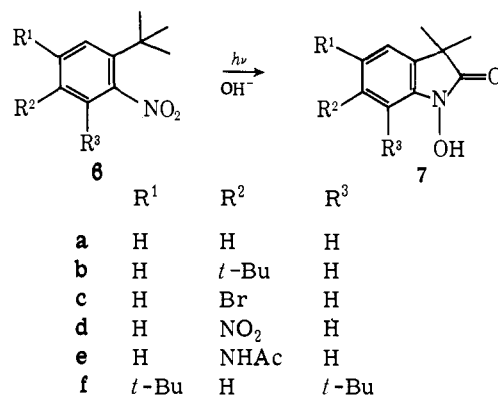
must likewise be involved in the parallel conversions of the benzylidene compounds **3e** and **3f** into the 1-hydroxyindole (**2h**). This procedure suffers from the disadvantage that quinoline *N*-oxides are formed simultaneously (*cf.* section II.D.1),¹³⁻¹⁵ though not when the benzylidene side chain bears an alkyl group.¹⁵ Also, 1-hydroxyindole formation is favored by the use of weakly basic cyclizing agents. Conversely, the stronger the basic catalyst used, the greater is the tendency for cyclization to afford the quinoline *N*-oxide.¹⁵ Enhanced reactivity at both methine centers in the *o*-nitrobenzyl precursor is not a prerequisite for successful cyclization as demonstrated by the conversion of the nitriles **1i** and **1k** into the 1-hydroxyindoles **2i** and **2l** on warming with aqueous ethanolic potassium hydroxide (Table I).^{14,15} The use of *o*-nitrobenzylidene-cycloalkanones provides a synthetic route to fatty acid derivatives of 1-hydroxyindoles (*cf.* **3g** → **2j**).¹⁵ The compound **1j** could in theory undergo base-catalyzed cyclization to a five- or six-membered ring. In practice,¹⁵ only the 1-hydroxyindole **2k** is obtained, demonstrating a preference for the former mode of cyclization.

The base-catalyzed cyclization of *N*-picrylmethylcycloimmonium enol betaines affords benzo[*a*]indolizines (*e.g.*, **5**) in moderate to high yield.^{16,17} These interesting reactions involve the novel intramolecular nucleophilic displacement of aromatic nitro groups by nucleophilic carbon in the enol betaine intermediate (*cf.* **4**) and are closely related to similar processes leading to condensed isoquinoline derivatives (*cf.* section II.D.2). The following reactions are typical of such cyclizations.^{16,17}



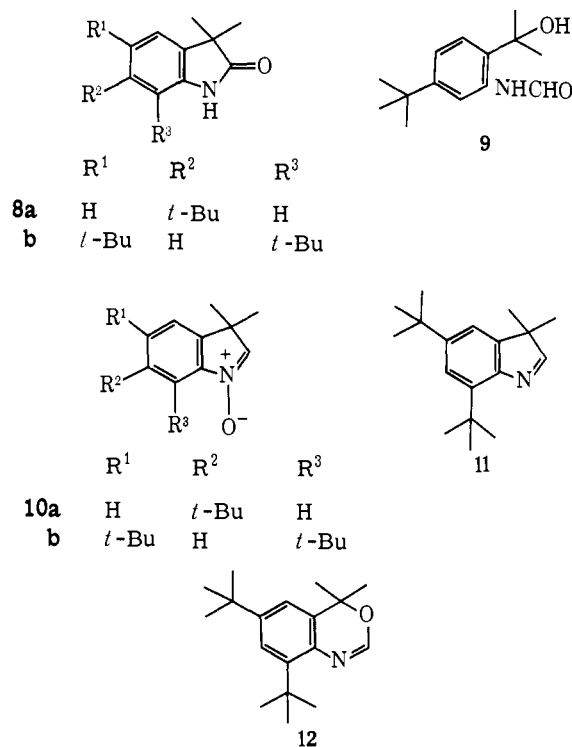
2. Oxindoles

1-Hydroxyoxindoles (**7**) are the major products of the photochemical transformations of *o*-nitro-*tert*-butylbenzenes (**6**) in aqueous alkaline media.¹⁸⁻²⁰ Smaller amounts of oxindoles **8** and azobenzene derivatives (*cf.* section III.B) are also formed



in these intriguing reactions together with a variety of other minor by-products.¹⁸⁻²⁰

In general the efficiency of these photochemical reactions is low (overall conversion *ca.* 12-16%), but the yields of 1-hydroxyoxindoles (**7**) (based on consumed nitro compound **6**) are moderate to high (Table II). Irradiation is carried out



either in alkaline solution or in the solid state followed by work-up with aqueous alkali in the presence of oxygen.^{18,19} Yields are lower when the photolysis is carried out in diethylamine.²⁰ The reaction fails when the nitro compound **6** contains electron-donating groups such as amino (*cf.* **6e**, NH₂ for NHAc).¹⁹ No reaction occurs in the dark and the yields fall drastically in the absence of base.¹⁹ It appears therefore that these reactions involve both a photochemical process and a base-catalyzed "dark reaction." Recent studies^{21,22} bear this out: irradiation of 2,5-di-*tert*-butylnitrobenzene (**6b**) or of 2,4,6-tri-*tert*-butylnitrobenzene (**6f**) in neutral solution gives separable mixtures of the oxindole derivatives **7b,f** and **8a,b**, and the nitrones **10a,b** which are the major products

(16) W. Augstein and F. Kröhnke, *Justus Liebigs Ann. Chem.*, **697**, 158 (1966).

(17) F. Kröhnke and D. B. Reuschling, *Chem. Ber.*, **104**, 2103 (1971).

(18) D. Döpp, *ibid.*, **104**, 1035 (1971).

(19) D. Döpp, *ibid.*, **104**, 1043 (1971).

(20) D. Döpp, *ibid.*, **104**, 1058 (1971).

(21) D. Döpp, *Tetrahedron Lett.*, 2757 (1971).

(22) D. Döpp and K. H. Sailer, *ibid.*, 2761 (1971).

Table II

Photochemical Conversion of *o*-*tert*-Butylnitrobenzenes (6) into Oxindoles 7 and 8 and Related Products.

Starting material (6)	Reaction conditions	Product	Yield, ^a %	Ref
a	$h\nu$ /NaOH-H ₂ O-MeOH/5 hr	7a	66	18
b	(1) $h\nu$ /NaOH-H ₂ O-MeOH-dioxane/5 hr	7b	52	18
	(2) O ₂ /1 hr			
b	$h\nu$ /1% NaOH-MeOH/4 hr	7b	60	18
b	(1) $h\nu$ /dioxane/MeOH	7b	62	19
	(2) 8% NaOH/O ₂ /2 hr			
b	(1) $h\nu$ /solid/8 hr	7b	48	19
	(2) 8% NaOH/O ₂ /2 hr			
b	$h\nu$ /Et ₂ NH/1.5 hr	7b	3	20
c	$h\nu$ /NaOMe-MeOH/4.5 hr	7c	29	19
d	$h\nu$ /1% NaOH- <i>t</i> -BuOH-MeOH/3 hr	7d	28	19
e	$h\nu$ /1% NaOH-MeOH/4 hr	7e	30	19
		10a	42	
b	$h\nu$ /solid	7b	10	21
		8a	5	
		9	3	
		7b	48	
b	(1) $h\nu$ /solid	7b	48	21
	(2) NaOH-H ₂ O-MeOH/O ₂	8a	13	
f	$h\nu$ /solid	10b	18	22
		7f	25	
		8b	4	
		11	3	
f	(1) $h\nu$ /solid	7f	41	22
		(2) NaOH-H ₂ O-MeOH/O ₂	8b	
f	$h\nu$ /cyclohexane/room temp/1 hr	8b	20	23
f	$h\nu$ /benzene/room temp/67 hr	8b	36	23

^a With the exception of the reactions described in ref 23, yields are based on starting material consumed.

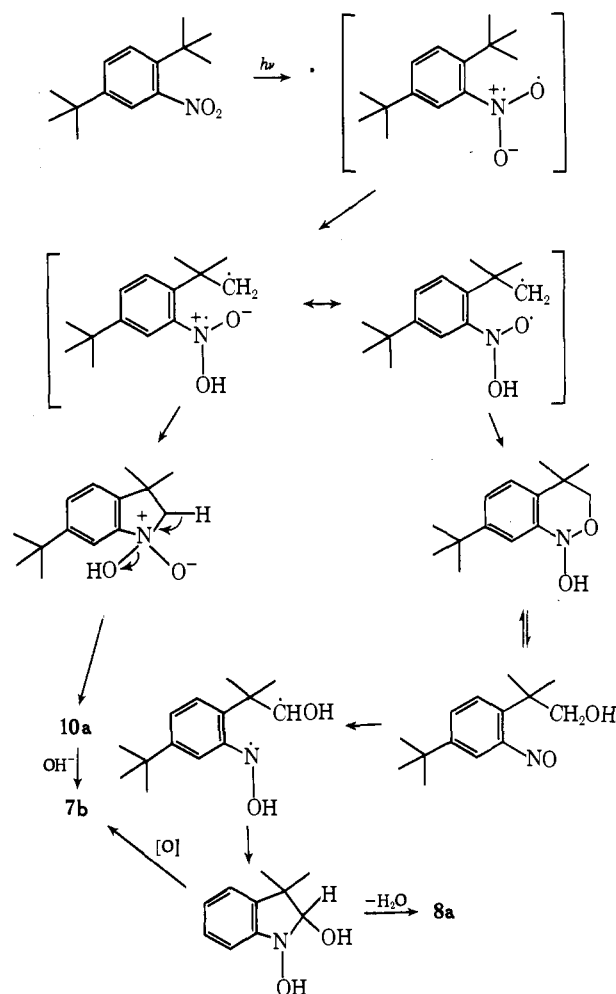
(Table II). In the case of compound 6b, some of the formyl-amino derivative 9 was also isolated, while small amounts of the by-products 11 and 12 were found in the photolysate from the nitro compound 6f. On the other hand, working-up the photolysates from these reactions with alkali in the presence of oxygen gives the 1-hydroxyoxindoles 7b,f as the main products together with smaller amounts of the oxindoles 8a,b (Table II).^{21,22}

These results indicate that the nitrones 10 are the primary photoproducts and are converted into the oxindoles 7 and 8 in alkaline solution in the presence of oxygen. This is further supported by the conversion of the nitrone 10a in alkaline solution in high yield into the oxindole 7b (Scheme I).²¹ Irradiation of 2,4,6-tri-*tert*-butylnitrobenzene 6f in neutral solution is reported²³ to afford the oxindole 8b in moderate yield (Table II). The interesting feature of all of these photocyclizations is the apparent interaction between the nitro group and a relatively inert hydrocarbon side chain. Mechanisms^{19,23} involving intramolecular hydrogen abstraction by the *o*-nitro group have been proposed. However, further experimental support for these proposals would be desirable.

2-(2'-Nitrophenyl)ethanol is converted in moderate yield photochemically into 1-hydroxyoxindole possibly by the intermediate formation and cyclization of *o*-hydroxylamino-phenylacetic acid.²⁴

(23) L. R. Barclay and I. T. McMaster, *Can. J. Chem.*, **49**, 676 (1971).(24) J. Bakke, *Acta Chem. Scand.*, **24**, 2650 (1970).

Scheme I



3. Indoxyls

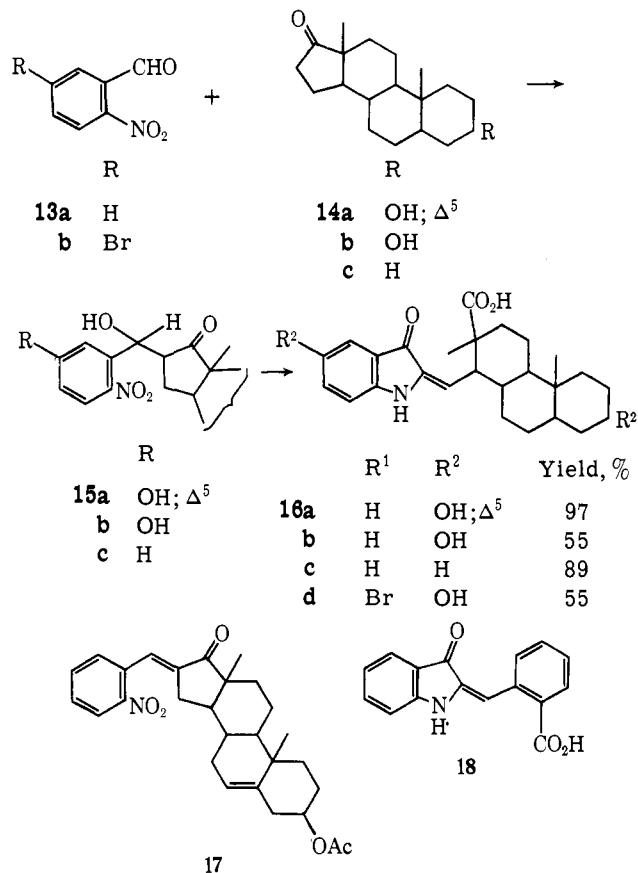
Indigo is the end product of a number of base-catalyzed reactions of *o*-nitrobenzene derivatives,²⁵⁻²⁸ the available data indicating that yields are moderate to excellent. Indigo formation in alkaline acetone solutions (the Baeyer-Drewsen reaction) has been widely used as a test for *o*-nitrobenzaldehydes, though it fails if a *m*- or *p*-hydroxyl group is present.²⁹ However, the inhibiting effect of a hydroxyl group is overcome if a second nitro group is present as evidenced²⁹ by indigo formation from 2,6-dinitroisovanillin.

Reactions of the Baeyer-Drewsen type have also been observed with steroidal ketones though in these cases the products are indoxyl derivatives.³⁰ The androstan-17-ones 14a-c undergo base-catalyzed condensation with *o*-nitrobenzaldehyde (13a) and 5-bromo-2-nitrobenzaldehyde (13b) to afford the indoxyls 16a-d in good yield.³⁰ The intermediate aldols

(25) A. Baeyer, *Chem. Ber.*, **13**, 2254 (1880).(26) A. Baeyer and V. Drewsen, *ibid.*, **15**, 2856 (1882); **16**, 2205 (1883).(27) I. Tanasescu and A. Georgescu, *J. Prakt. Chem.*, **139**, 189 (1934).(28) I. Tanasescu and E. Tanasescu, *Bull. Soc. Chim. Fr.*, **3**, 865 (1936).(29) L. E. Hinkel, E. E. Ayling, and W. H. Morgan, *J. Chem. Soc.*, 985 (1932).(30) A. Hassner and M. J. Haddadin, *Tetrahedron Lett.*, 975 (1962); A. Hassner, M. J. Haddadin, and P. Catsoulacos, *J. Org. Chem.*, **31**, 1363 (1966).

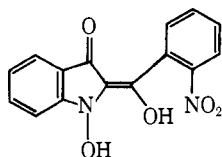
15a-c are similarly cyclized to the same products, whereas the benzylidene compound 17 failed to undergo cyclization.³⁰

Similarly, the base-catalyzed condensation of *o*-nitrobenzaldehyde with indan-1-one is reported³¹ to afford the indoxyl 18 (*cf.* also section II.D.1).

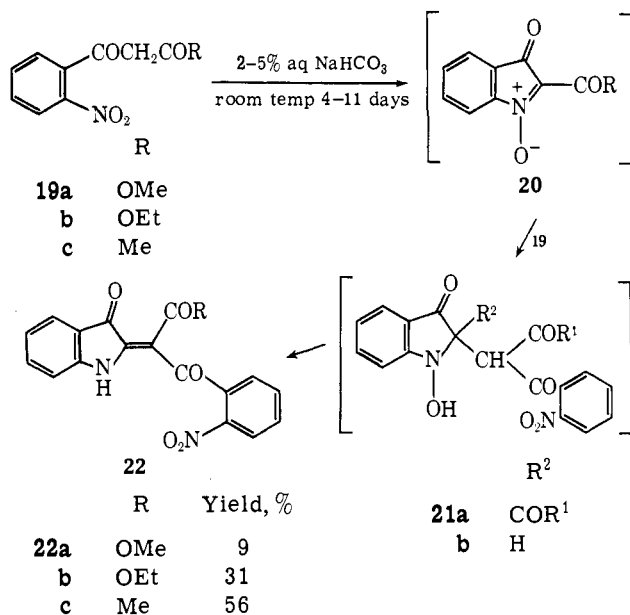


Indoxyl derivatives 22 are also obtained together with isatogens (*cf.* section II.A.5) when certain *o*-nitrobenzyl derivatives (19a-c) are stirred at room temperature for several days with aqueous sodium hydrogen carbonate.³² These reactions are rationalized by initial base-catalyzed cyclization to isatogen derivatives 20 which then undergo nucleophilic addition by unreacted nitro compound 19. Deacylation of the resulting adducts (21a \rightarrow 21b) followed by dehydration then affords the indoxyls 22.³²

It is of interest that the reaction of *o*-nitrobenzaldehyde with diazomethane affords³³ among other products the 1-hydroxyindoxyl

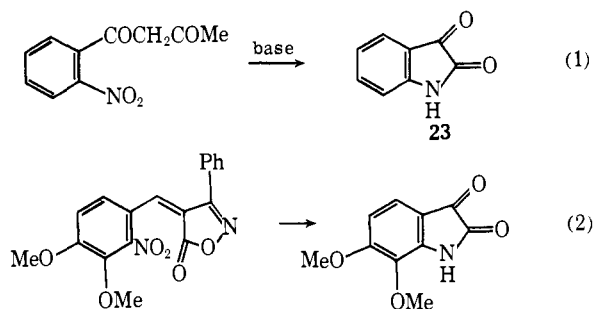


In general terms, however, the above syntheses of indoxyl derivatives are more interesting from a mechanistic rather than a synthetic viewpoint.



4. Isatins

Isatin (23) and its derivatives are formed in variable yield by the base- or acid-catalyzed transformations of a variety of *o*-nitrobenzene derivatives;^{26, 34-38} processes of this type are exemplified by reactions 1³⁵ and 2.^{37, 38} The detailed courses of none of these reactions have been elucidated though in reaction 1 a plausible intermediate is 2-acetylisisatogen, subsequent hydration and deacylation of which in the alkaline medium would afford isatin (23).⁶



1-Hydroxyisatins (25) are formed in high yield by the acid-catalyzed cyclization of *o*-nitrobenzoyldiazomethane and its derivatives 24a-c.^{39, 40} The mechanism of these cyclizations is controversial.^{41, 42} Moore and Ahlstrom⁴¹ have proposed the course shown in Scheme II. An alternative course⁴² involving a Wolf rearrangement has been excluded by labeling experiments.

(34) A. Baeyer, *ibid.*, 14, 1741 (1881).

(35) J. D. Loudon and G. Tennant, *J. Chem. Soc.*, 4268 (1963).

(36) A. Reissert, *Chem. Ber.*, 30, 1030 (1897).

(37) J. M. Gulland, R. Robinson, J. Scott, and S. Thornley, *J. Chem. Soc.*, 2924 (1929).

(38) H. Burton and J. L. Stoves, *ibid.*, 402 (1937).

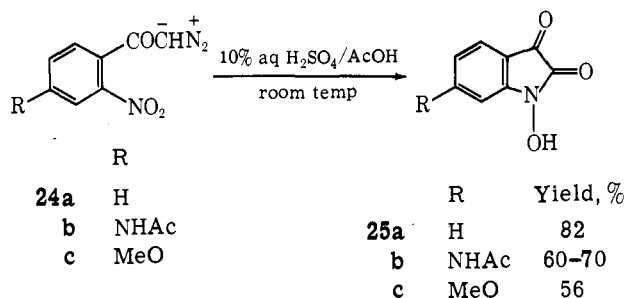
(39) F. Arndt, B. Eistert, and W. Partale, *Chem. Ber.*, 60, 1364 (1927).

(40) E. Giovannini and P. Portmann, *Helv. Chim. Acta*, 31, 1381 (1948).

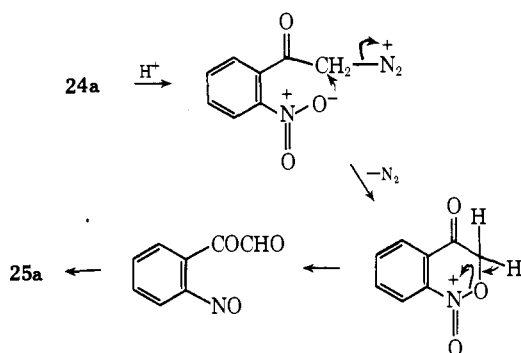
(41) J. A. Moore and D. H. Ahlstrom, *J. Org. Chem.*, 26, 5254 (1961).

(42) E. C. Taylor and D. R. Eckroth, *Tetrahedron*, 20, 2059 (1964).

(31) A. Hassner and D. R. Fitchmun, *Tetrahedron Lett.*, 1991 (1966).
 (32) R. T. Coutts, M. Hooper, and D. G. Wibberley, *J. Chem. Soc.*, 5205 (1961); M. Hooper and D. G. Wibberley, *J. Chem. Soc. C*, 1596 (1966).
 (33) L. Capuano, *Chem. Ber.*, 98, 3187 (1965).



Scheme II



Since isatins, and their 1-hydroxy derivatives, are relatively inaccessible, further studies of the scope and mechanism of these cyclizations are warranted.

5. 3*H*-Indol-3-one 1-*N*-Oxides (Isatogens)

o-Nitrophenylacetylene derivatives **26** and **33** are cyclized under acidic, basic, or neutral conditions, or photochemically to afford isatogens **34**, **35**, and **36** in moderate to high yield (Table III).⁴³⁻⁵⁰ Cyclization is variously effected by stirring in concentrated sulfuric acid at room temperature,^{43,44} by irradiating⁴⁵⁻⁴⁹ or heating^{46,47} in pyridine, or by treatment with nitrosobenzene in an inert solvent such as chloroform.⁴⁷⁻⁵⁰ The latter method is recommended⁴⁸ for the preparation of 2-phenylisatogen (**35c**) and also succeeds⁴⁹ for 2-(2-pyridyl)-isatogen (**35f**) where the sulfuric acid method fails. However, in other cases⁵¹ reaction of *o*-nitrophenylacetylenes with nitrosobenzene leads to complex mixtures. The preparation of diisatogen (**34**) by the photochemical method from the dinitrophenyldiacetylene (**33**) is reported⁵⁰ to give a better yield than the corresponding sulfuric acid method.⁴⁴ The photochemical formation of diisatogen (**34**) from the diacetylene **33** in pyridine is unsuccessful.⁵⁰ 2-Arylisatogens have recently

(43) A. Baeyer, *Chem. Ber.*, **14**, 1741 (1881).

(44) A. Baeyer, *ibid.*, **15**, 50 (1882).

(45) F. Kröhnke and M. Meyer-Delius, *ibid.*, **84**, 932 (1951).

(46) P. Pfeiffer, *Justus Liebigs Ann. Chem.*, **411**, 72 (1916).

(47) C. C. Bond and M. Hooper, *J. Chem. Soc. C*, 2453 (1969).

(48) P. Ruggli, E. Casper, and B. Hegedüs, *Helv. Chim. Acta*, **20**, 250 (1937).

(49) P. Ruggli and H. Cuenin, *ibid.*, **27**, 649 (1944).

(50) P. Ruggli and A. Bolliger, *ibid.*, **4**, 626 (1921).

(51) L. Alessandri, *Gazz. Chim. Ital.*, **57**, 195 (1927); *Chem. Abstr.*, **21**, 2127 (1927); *Gazz. Chim. Ital.*, **58**, 551 (1928); *Chem. Abstr.*, **23**, 1635 (1929); *Gazz. Chim. Ital.*, **58**, 738 (1928); *Chem. Abstr.*, **23**, 3690 (1929).

Table III

Formation of Isatogens **34-36** from *o*-Nitrophenylacetylene Derivatives **26** and **29**, *o*-Nitrostilbene Dichlorides (**27**), and *o*-Nitromonochlorostilbenes (**28**)

Starting material	Reaction conditions	Product	Yield, %	Ref
26a	Concd H ₂ SO ₄ /room temp/few min	35a	<i>a</i>	43
26a	Concd H ₂ SO ₄ /room temp/10-15 min	35a	44	46
26b	Pyridine/100°/3 min	35b	50	46
26c	<i>hν</i> ^b /pyridine/31 hr	35c	8	48
26c	PhNO-CHCl ₃ /room temp/19 days	35c	75	48
26d	Pyridine/heat/few min	36a	<i>a</i>	46
26e	Pyridine/reflux/48 hr	35d	75	47
26f	<i>c</i>	36b	<i>a</i>	46
26g	<i>hν</i> ^b /pyridine/21 days	35f	30	49
26g	PhNO-CHCl ₃ /room temp/7 days	35f	90-95	49
26h	PhNO-CHCl ₃ /reflux/72 hr	35g	70	47
33	Concd H ₂ SO ₄ /room temp	34	<i>a</i>	44
33	Sunlight-chloroform/room temp/4 days	34	70	50
29 + 30	Pyridine/reflux/8 hr	35e	37	47
27a	Sunlight-pyridine/room temp/15 months	35c	61	52
27a	<i>hν</i> ^b -pyridine/room temp/31 hr	35c	40	48
27b	Sunlight-pyridine/room temp/several weeks	36d	<i>a</i>	46
28	Sunlight-pyridine-H ₂ O/ room temp/0.5 hr	36c	78	46

^a Yield not quoted. ^b Mercury vapor lamp. ^c Data not available.

been prepared by heating copper *o*-nitrophenylacetylides (*e.g.*, **29**) with iodoarenes (*e.g.*, **30**) in pyridine (Table III).⁴⁷ These reactions probably involve the intermediate formation and cyclization of *o*-nitrotolans (*cf.* ref 46). 2-Arylisatogens are also obtained in good yield by irradiating 2-nitrostilbene dichlorides (**27**) or *o*-nitromonochlorostilbenes (**28**) in pyridine^{46, 48, 52-54} (Table III).

The application^{53,54} of this type of photocyclization to the synthesis of bisatogens is illustrated by reaction 3;⁵³ it is interesting that none of the expected bisatogen **37** was obtained.⁵⁴ 2-Arylisatogens are also formed together with other products when *o*-nitrostilbenes are irradiated in sunlight.⁵⁵

Isatogen syntheses which may be^{56,58} mechanistically related to the *o*-nitrophenylacetylene cyclizations (see before) involve the base-catalyzed conversions⁴⁵ of *o*-nitrostyrylpyridinium salts (**38**) into the 2-arylisatogens (**39**) (Table IV). Either sodium carbonate or pyridine in combination with diethylamine can be used as the base, the former giving the best yields though the use of the latter is more convenient in practice.⁴⁵ The isatogen **39b** is also obtained in low yield together with the tolan **40** by pyrolysis of the salt **38b**.⁵⁷ Heating the acetoxy compound **41** with aqueous pyridine-diethylamine also affords 2-phenylisatogen (**39a**), albeit in low yield.⁴⁵ In contrast, the corresponding alcohol **42a** is stable under these con-

(52) P. Ruggli, H. Zaeslin, and R. Grand, *Helv. Chim. Acta*, **21**, 33 (1938).

(53) P. Ruggli and A. Zimmermann, *ibid.*, **16**, 69 (1933).

(54) P. Ruggli and E. Wolff, *ibid.*, **19**, 5 (1936).

(55) J. S. Splitter and M. Calvin, *J. Org. Chem.*, **20**, 1086 (1955).

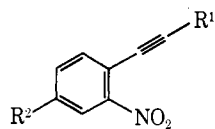
(56) R. Huisgen, *Angew. Chem. Int. Ed. Engl.*, **2**, 565 (1963).

(57) F. Kröhnke and M. Meyer-Delius, *Chem. Ber.*, **84**, 941 (1951).

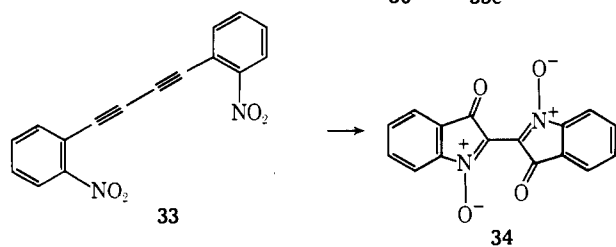
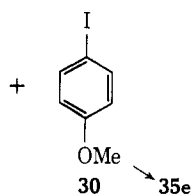
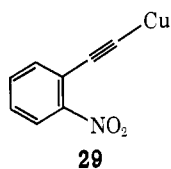
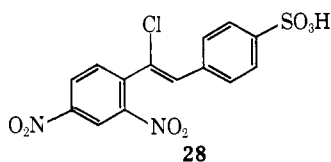
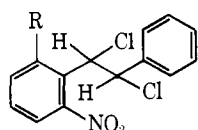
Table IV

Base-Catalyzed Formation of Isatogens 39 from *o*-Nitrostyrylpyridinium Bromides (38)⁴⁶

Starting material (38)	Reaction conditions	Product (39)	Yield, %
a	Pyridine-Et ₂ NH-H ₂ O/reflux/3 hr	a	39
b	Pyridine-Et ₂ NH-H ₂ O/reflux/2 hr	b	77
b	Aq Na ₂ CO ₃ -EtOH { 24 hr/room temp 3 hr/50-60°	b	91
c	Pyridine-Et ₂ NH-H ₂ O/reflux/0.5 hr	c	41



	R ¹	R ²
26a	CO ₂ Et	H
b	CO ₂ Me	H
c	Ph	H
d	Ph	NO ₂
e	2-MeC ₆ H ₄	H
f	4-O ₂ NC ₆ H ₄	NO ₂
g	2-pyridyl	H
h	1-naphthyl	H



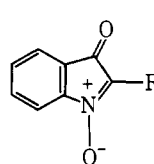
ditions. However *o*-nitrophenylpyridinium ethanols (42) in general afford high yields of the corresponding 2-arylisatogens (43) on exposure to sunlight;⁵⁸ some examples are shown

Table V

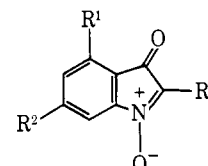
Photochemical Conversion of 2-Nitrophenylpyridinium Ethanols (42) to 2-Arylisatogens (43)⁵⁸

Starting material (42)	Reaction conditions	Reaction time, hr	Product (43)	Yield, %
a	a	2.5	a	69
	a	18		82
	b	2.5		75
b	a	2.5	b	76
	a	18		75
	b	6		57
c	a	2.5	c	84
	a	18		93
	b	6		92
d	a	2.5	d	81
	a	18		94
	b	6		93

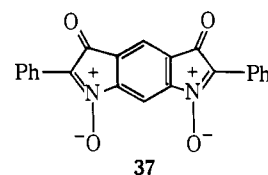
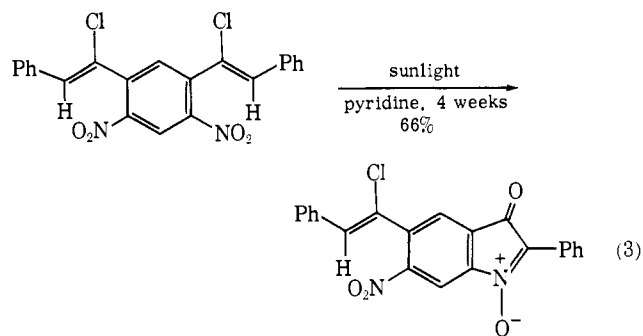
^a Irradiation in 50% aq AcOH using sunlight. ^b Irradiation in 50% aq AcOH using a 300-W Osram lamp.



R
35a CO ₂ Et
b CO ₂ Me
c Ph
d 2-MeC ₆ H ₄
e 4-MeOC ₆ H ₄
f 2-pyridyl
g 1-naphthyl



R ¹	R ²	R ³
36a H	NO ₂	Ph
b H	NO ₂	4-O ₂ NC ₆ H ₄
c H	NO ₂	4-HSO ₃ C ₆ H ₄
d NO ₂	H	Ph

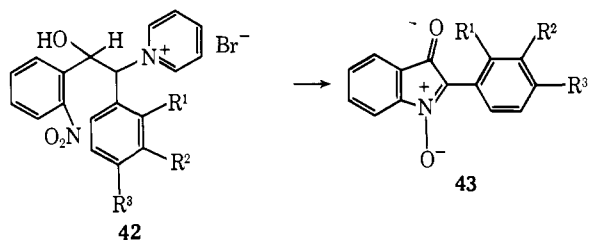
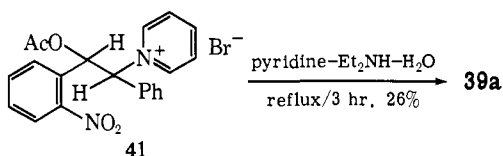
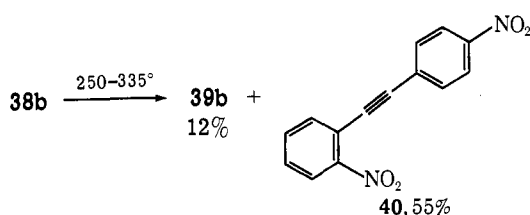
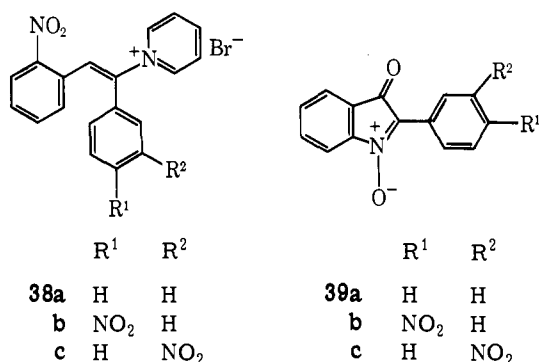


in Table V. The pyridyl derivative 44 is also converted in high yield photochemically into 2-pyridylisatogen (45).⁵⁹

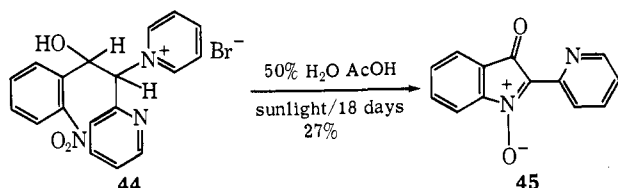
The isatogen derivatives 46 accompany indoxyl products 22 produced in the reactions of the β -dicarbonyl compounds 19

(58) F. Kröhnke and I. Vogt, *Chem. Ber.*, **85**, 376 (1952).

(59) D. A. Patterson and D. G. Wibberley, *J. Chem. Soc.*, 1706 (1965).



	R ¹	R ²	R ³
a	H	H	H
b	Cl	H	H
c	H	Cl	H
d	H	H	Cl



with cold aqueous sodium hydrogen carbonate⁶⁰ (cf. section II.A.3).

B. FIVE-MEMBERED HETEROCYCLES CONTAINING TWO HETEROATOMS

1. Indazoles

Reaction of *o*-nitrobenzylidene anils (e.g., **50**) with aqueous potassium cyanide followed by acetic acid provides a general route to 2-aryl-3-cyanoindazole 1-*N*-oxides (**52**) (Table

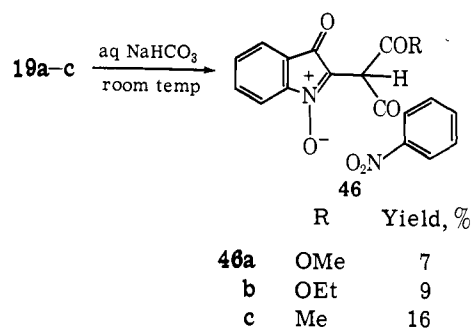


Table VI

2-Aryl-3-cyanoindazole 1-*N*-Oxides (**52**)

Starting material	Reaction conditions	Product (52)	Yield, %	Ref
47 + 49	NaOAc-KCN-H ₂ O-EtOH/room temp/few min	a	<i>a</i>	61
47 + 48c	1. Heat 2. 40% aq NaHSO ₃ /room temp/24 hr 3. NaCN-H ₂ O/room temp/3 days	b	30	64
47 + 48b	AcOH-KCN/room temp/12 hr	c	54	65
50	1. KCN-H ₂ O/room temp 2. AcOH/room temp	b	<i>a</i>	61
51	5% aq Na ₂ CO ₃ /100°/1 hr	a	95	63

^a Yield not quoted.

VI).^{61,62} These reactions probably involve the intermediate formation and base-catalyzed cyclization of the corresponding HCN adducts (e.g., **51**) as evidenced by the conversion of the cyano compound **51** in warm aqueous sodium hydroxide or sodium carbonate, or in cold concentrated sulfuric acid, into 3-cyano-2-phenylindazole 1-*N*-oxide (**52a**).⁶³ The corresponding hydrogen cyanide adduct (e.g., **51**) is also presumably the active intermediate in the formation⁶¹ of 2-aryl-3-cyanoindazole 1-*N*-oxides (**52**) when *o*-nitromandelonitriles (e.g., **53**) are treated at room temperature with arylamines in ethanol containing sodium acetate. In modified procedures^{61,64,65} moderate to excellent yields of 2-aryl-3-cyanoindazole 1-*N*-oxides (**52**) are obtained (Table VI) by preparing the requisite anils (e.g., **50**)^{61,65} or their bisulfite adducts⁶⁴ *in situ* from *o*-nitrobenzaldehydes (e.g., **47**) and arylamines (**48**) or arylamine hydrochlorides (e.g., **49**) followed by cyclization in the presence of sodium or potassium cyanide (Table VI).

In reactions closely related to the 3-cyanoindazole *N*-oxide syntheses discussed above, 1-hydroxyindazol-3-ones (**56**) (which are tautomeric with 3-hydroxyindazole 1-*N*-oxides (**55**)) are formed in moderate yield (Table VII) by heating *o*-nitrobenzylidene anils (**54**) under reflux with ethanolic sodium carbonate.⁶⁶⁻⁶⁸ The concomitant formation⁶⁷ of the indazolone

(60) R. T. Coutts, M. Hooper, and D. G. Wibberley, *J. Chem. Soc.*, 5205 (1961); M. Hooper and D. G. Wibberley, *J. Chem. Soc. C*, 1596 (1966).

(61) G. Heller and G. Spielmeier, *Chem. Ber.*, 58, 834 (1925).

(62) K. Akashi, *Bull. Inst. Phys. Chem. Res. (Tokyo)*, 20, 798 (1941); *Chem. Abstr.*, 43, 7934 (1949).

(63) A. Reissert and F. Lemmer, *Chem. Ber.*, 59, 351 (1926).

(64) L. C. Behr, *J. Amer. Chem. Soc.*, 76, 3672 (1954).

(65) L. C. Behr, E. G. Alley, and O. Levand, *J. Org. Chem.*, 27, 65 (1962).

(66) S. Secareanu and I. Lupas, *Bull. Soc. Chim. Fr.*, 53, 1436 (1933).

(67) S. Secareanu and I. Lupas, *ibid.*, 373 (1934).

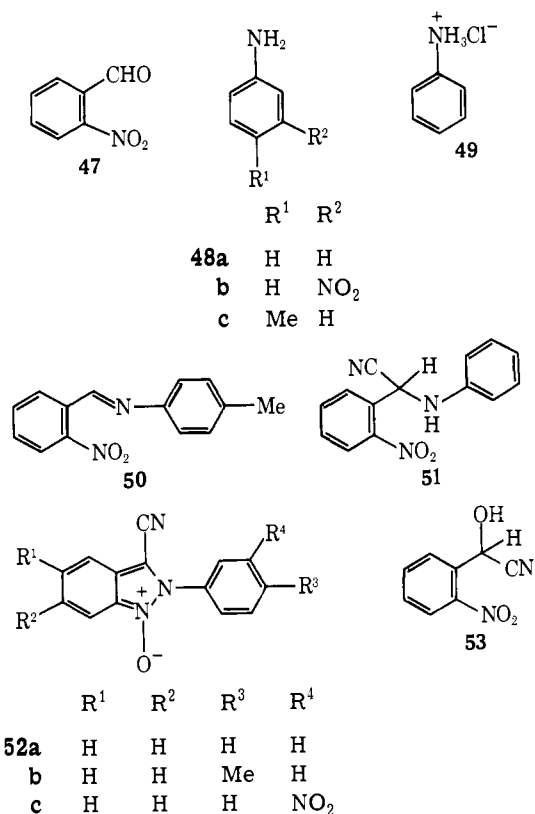
(68) S. Secareanu and I. Lupas, *ibid.*, 69 (1935).

Table VII

Base-Catalyzed Formation of *N*-Hydroxyindazol-3-ones (56) from *o*-Nitrobenzylidene Anils (54)

Starting material (54)	Reaction conditions	Product	Yield, %	Ref
b	Solid Na ₂ CO ₃ -EtOH/reflux/7 hr	56b	17	67
		57a	16	
c	Solid Na ₂ CO ₃ -EtOH/reflux/8 hr	57b	a	68
d	Solid Na ₂ CO ₃ -EtOH/reflux/2 hr	56d ^b	50	66
e	Solid Na ₂ CO ₃ -EtOH/reflux/2 hr	56e ^b	83	68
f	Solid Na ₂ CO ₃ -EtOH/reflux/2 hr	56f	50	68

^a Yield not quoted. ^b Sodium salt.



57a from the dinitroanil 54b and the sole formation⁶⁸ of the indazolone 57b in the case of the methyl compound 54c can be attributed to reduction of the corresponding *N*-hydroxyindazolones 56a,b in the alkaline medium. The parent anil 54a is reported⁶⁷ to be stable to heating with aqueous ethanolic sodium carbonate. The formation⁶⁹ of 2-(4-*N,N'*-dimethylaminophenyl)-3-ethoxycarbonylindazole 1-*N*-oxide (60) from the condensation of ethyl *o*-nitrophenylacetate (58) and *p*-nitroso-*N,N'*-dimethylaniline (59) may likewise involve an *o*-nitrobenzylidene anil intermediate, but the precise course of this reaction requires clarification.

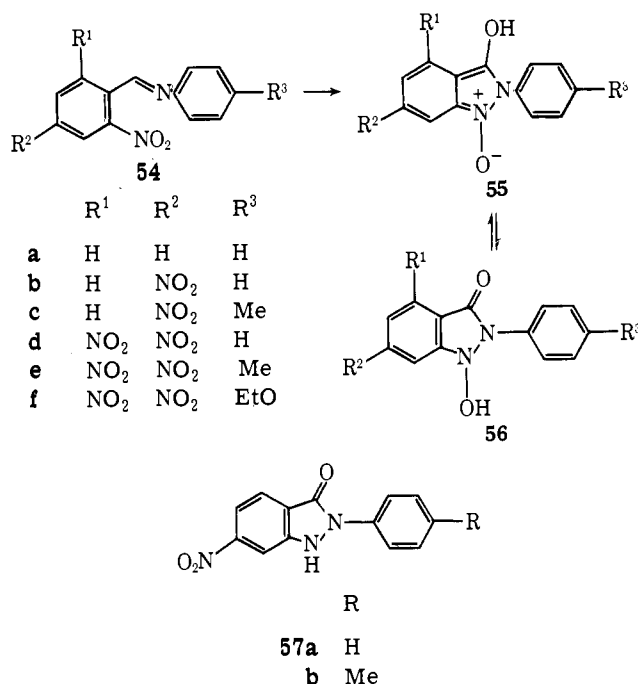
Moderate yields of indazolone derivatives (62) are obtained from the base-catalyzed transformation of *N,N*-disubstituted *o*-nitrobenzamides 61 and 63⁷⁰ (Table VIII). These reactions

Table VIII

Base-Catalyzed^a Formation of Indazolones 62 from *N,N*-Disubstituted *o*-Nitrobenzamides 61 and 63^{70,71}

Starting material	Product (62)	Yield, %	Ref
61a	a	50	70
61b	a	50	70
63a	a	76	70
63b	b	66	70
61c	b	36	71

^a NaOEt-EtOH/reflux/1 hr.



are explicable⁷⁰ by the intermediate formation and subsequent transformation of quinazolin-4(3*H*)-one 1-*N*-oxides (cf. section II.E.2). On the other hand, the base-catalyzed conversion⁷¹ of *N*-benzyl-*o*-nitrobenzamide (61c) into 2-benzylindazolone (62b) (Table VIII) must involve reduction by the alkaline medium at some stage. It has been reported⁷² recently that *N,N*-dimethyl-*o*-nitrobenzylamine (64) is unstable and cyclizes readily to 2-methylindazole (65) which is also formed directly by treating *o*-nitrobenzyl chloride with dimethylamine.⁷²

The mechanism of these intriguing reactions remains to be elucidated. In related processes 2-bromomethyl-3-nitropyridine (66) reacts with arylamines (67) in refluxing ethanol to afford high yields (Table IX) of pyrazolo[4,3-*b*]pyridines (68).⁷³ The same products are also obtained⁷³ but in lower yield (Table IX) by heating 2-arylaminoethyl-3-nitropyridines (69) with arylamines (67) under acidic conditions. 4-Bromomethyl-3-nitropyridine hydrobromide (70) reacts similarly with arylamines (67) in refluxing ethanol to afford the corresponding pyrazolo[3,4-*c*]pyridines (71)⁷³ (Table IX). These syntheses constitute valuable routes to pyrazolopyridines (cf. ref 73).

(69) I. Tanasescu and E. Tanasescu, *Bull. Soc. Chim. Fr.*, 1016 (1935).
 (70) T. W. M. Spence and G. Tennant, *J. Chem. Soc. C*, in press; *Chem. Commun.*, 194 (1969); *J. Chem. Soc., Perkin Trans. 1*, 98 (1972).

(71) G. Tennant and K. Vaughan, unpublished results.

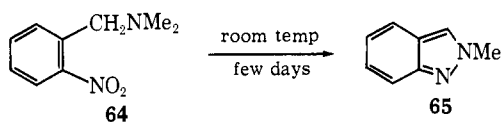
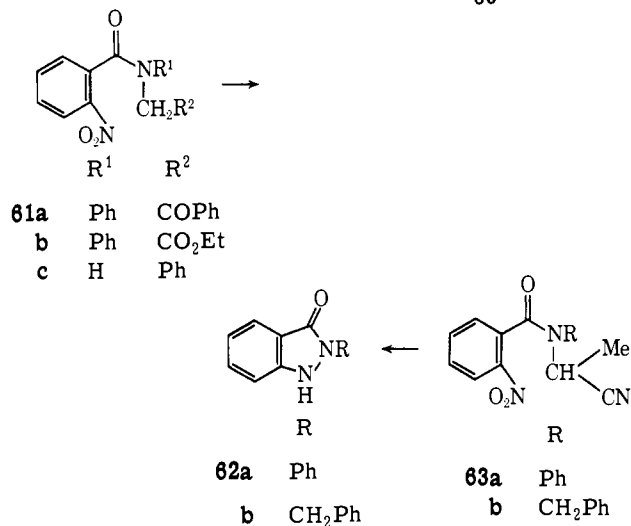
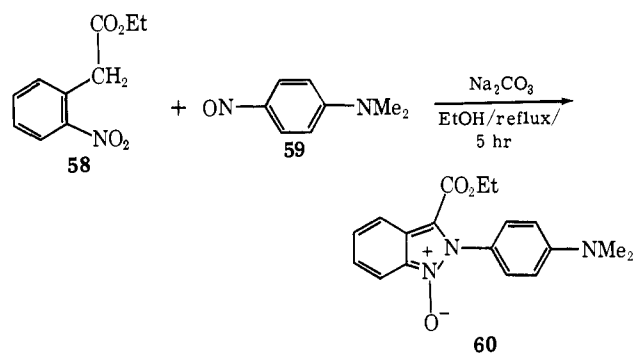
(72) A. L. Patey and N. M. Waldron, *Tetrahedron Lett.*, 3375 (1970).

(73) J. Hurst and D. G. Wiberley, *J. Chem. Soc. C*, 1487 (1968).

Table IX

Pyrazolo[4,3-*b*]pyridines (68) and Pyrazolo[3,4-*c*]pyridines (71) from Nitropyridine Derivatives⁷³

Starting materials	Reaction conditions	Product	Yield, %
66 + 67a	EtOH/reflux/2 hr	68a	74
66 + 67b	EtOH/reflux/2 hr	68b	80
66 + 67c	EtOH/reflux/2 hr	68c	75
69a + 67a, HBr	EtOH/reflux/1 hr	68a	24
69a + 67a	AcOH/100°/3 hr	68a	27
69b + 67b	60% HBr-EtOH/reflux/1 hr	68b	26
69c + 67c	AcOH/100°/3 hr	68c	18
70 + 67a	EtOH/reflux/2-3.5 hr	71a	66
70 + 67b	EtOH/reflux/2-3.5 hr	71b	91
70 + 67c	EtOH/reflux/2-3.5 hr	71c	55



The base-catalyzed cyclization of dinitrobenzylidene arylhydrazones (72) affords moderate to high yields of the corresponding 1-arylidazoles (73) (Table X).⁷⁴⁻⁸¹ These cycliza-

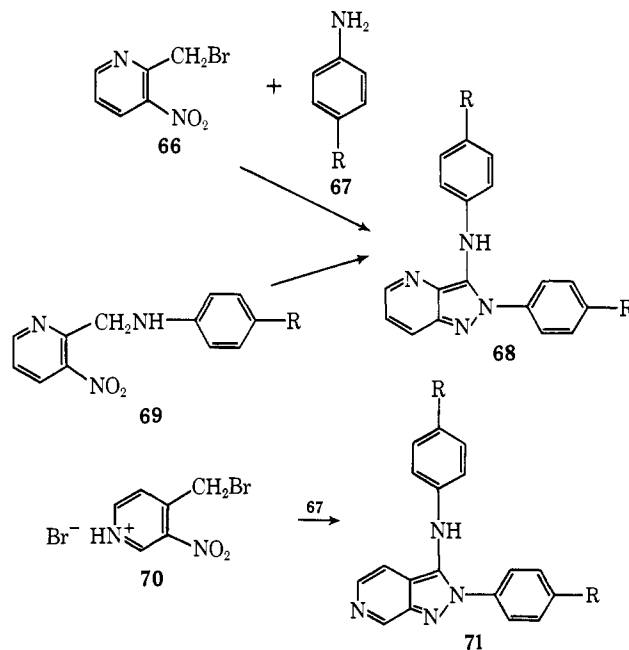
Table X

Base-Catalyzed Cyclization of Dinitrobenzylidene Arylhydrazones (72) to *N*-Arylidazoles (73)

Starting material (72)	Reaction conditions	Product (73)	Yield, %	Ref
a	KOH-EtOH/warm	a	a	76
b	KOH-EtOH/warm	b	a	76
c	Alkali-pyridine/heat/5 min	c	a	77
d	Alkali-pyridine/heat/5 min	d	a	77
e	Aq NaOH/room temp	e	a	74
f	10% NaOH-MeOH/reflux/0.25 hr	f	Quant	79
g	4% aq NaOH-MeOH/room temp or heat/0.5 hr	g	97	78
h	10% aq NaOH-MeOH/reflux/0.25 hr	h	a	79
i	4% aq NaOH-MeOH/room temp or heat/0.4 hr	i	69	78
j	40% aq KOH-MeOH-DMSO/70°/15 min	j	96	80
k	10% aq NaOH-MeOH/reflux/0.25 hr	k	Quant	79
l	20% NaOH-EtOH/room temp/ few min	l	a	75
m	5% NaOH/reflux/5 min	m	50	81

^a No yield quoted.

tion reactions involve the intramolecular nucleophilic displacement of aromatic nitro groups. Cyclization fails in the cases of the amide 72o⁷⁶ and the *o*-nitro derivative 72n.⁷⁸ The



a, R = H; b, R = Me; c, R = Cl

failure of the latter to undergo cyclization is surprising in view of the successful cyclization⁸⁰ of the corresponding carboxylic acid 72j which had been earlier reported⁷⁸ not to undergo cyclization. Cyclization also fails in the case of hydrazones in which the group attached to nitrogen is electron withdrawing (e.g., carbonyl, 2,4-dinitrophenyl, picryl, etc.).⁷⁷ The intramolecular displacement of nitro groups is also involved in the reactions of the uracil derivative 74 with aldehyde and ketone

(74) V. Meyer, *Chem. Ber.*, **22**, 319 (1889).

(75) W. Borsche, *ibid.*, **42**, 601 (1909).

(76) S. Reich and G. Gaigailian, *ibid.*, **46**, 2380 (1913).

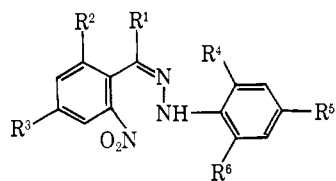
(77) K. V. Auwers and E. Frese, *ibid.*, **58**, 1369 (1925).

(78) W. Borsche and K. Diacont, *Justus Liebigs Ann. Chem.*, **510**, 287 (1934).

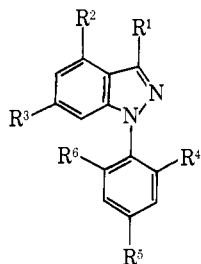
(79) W. Borsche and L. Bütschli, *ibid.*, **522**, 285 (1936).

(80) K. Schimmelschmidt and H. Hoffmann, *ibid.*, **677**, 157 (1964).

(81) A. Prakash and I. R. Ghambhir, *J. Indian Chem. Soc.*, **43**, 529 (1966).



	R ¹	R ²	R ³	R ⁴	R ⁵	R ⁶
72a	H	NO ₂	H	H	H	H
b	H	NO ₂	H	H	Me	H
c	H	NO ₂	H	Me	H	H
d	H	NO ₂	H	Me	H	Me
e	CO ₂ Me	H	NO ₂	H	H	H
f	CO ₂ Me	H	NO ₂	H	Me	H
g	CO ₂ Me	H	NO ₂	H	MeO	H
h	CO ₂ Me	H	NO ₂	H	COMe	H
i	CO ₂ Me	H	NO ₂	Me	H	H
j	CO ₂ Me	H	NO ₂	CO ₂ H	H	H
k	CO ₂ Me	H	NO ₂	Cl	Cl	H
l	COMe	H	NO ₂	H	H	H
m	COMe	H	NO ₂	H	F	H
n	CO ₂ Me	H	NO ₂	NO ₂	H	H
o	H	NO ₂	H	H	CONH ₂	H



	R ¹	R ²	R ³	R ⁴	R ⁵	R ⁶
73a	H	NO ₂	H	H	H	H
b	H	NO ₂	H	H	Me	H
c	H	NO ₂	H	Me	H	H
d	H	NO ₂	H	Me	H	Me
e	CO ₂ H	H	NO ₂	H	H	H
f	CO ₂ H	H	NO ₂	H	Me	H
g	CO ₂ H	H	NO ₂	H	MeO	H
h	CO ₂ H	H	NO ₂	H	COMe	H
i	CO ₂ H	H	NO ₂	Me	H	H
j	CO ₂ Me	H	NO ₂	CO ₂ H	H	H
k	CO ₂ H	H	NO ₂	Cl	Cl	H
l	COMe	H	NO ₂	H	H	H
m	COMe	H	NO ₂	H	F	H

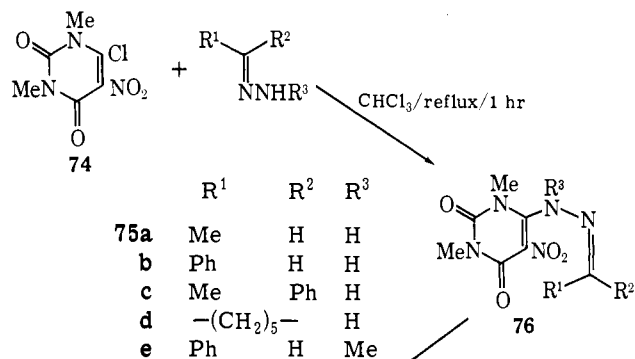
hydrazones **75**.⁸² These reactions appear to be quite general and provide a valuable synthetic route to pyrazolo[3,4-*d*]pyrimidines (**77–79**). The intermediate condensates **76** can be isolated and merely on warming in a suitable solvent (methanol, dimethylformamide, dimethyl sulfoxide) are converted into the pyrazolopyrimidines (**77–79**) in high yield.⁸²

2. Benzimidazoles

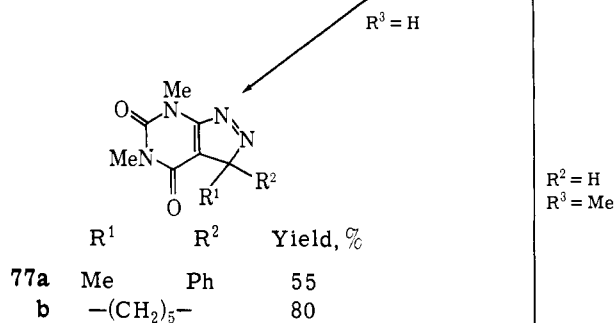
The standard route⁸³ to benzimidazoles involves the condensation of an *o*-arylenediamine with a carbonyl-containing compound. This method is simple in practice and yields are

(82) Y. Maki, K. Izuta, and M. Suzuki, *Chem. Commun.*, 1442 (1971); 298 (1972).

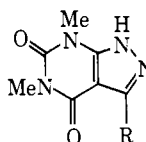
(83) J. B. Wright, *Chem. Rev.*, 48, 397 (1951).



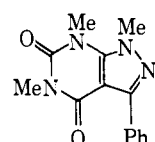
	R ¹	R ²	R ³
75a	Me	H	H
b	Ph	H	H
c	Me	Ph	H
d	-(CH ₂) ₅ -	H	H
e	Ph	H	Me



	R ¹	R ²	Yield, %
77a	Me	Ph	55
b	-(CH ₂) ₅ -	H	80



	R	Yield, %
78a	Me	75
b	Ph	77



	Yield, %
79	20

often high. An alternative method is reductive cyclization of ortho-substituted nitrobenzene derivatives. Recent variants of the latter method include the trialkyl phosphite induced reactions of *N*-benzylidene-*o*-nitroanilines⁸⁴ and *N*-substituted *o*-nitroanilines.⁸⁵ In the course of a general investigation of the reductive cyclization of the latter, Smith and Suschitzky⁸⁶ found that *N*-benzyl-*o*-nitroaniline underwent thermal uncatalyzed cyclization, albeit in low yield (20%), to afford 2-phenylbenzimidazole; subsequently,⁸⁷ the scope of the thermal reactions [e.g., 4 and 5] (Table XI) has been demonstrated. In general yields are high and cyclization occurs smoothly especially when the nitrated ring contains electron-withdrawing substituents (e.g., **80a,b**). The absence of a substituent (e.g., **80f**) or the presence of electron-donating substituents (e.g., **80c,g**) results in lower yields and necessitates longer reaction times.

A recent variant⁸⁸ is the use of the solvent system benzylamine-benzyl alcohol for the thermolytic conversion of *N*-benzyl-*o*-nitroanilines (**84a–d**) into 2-phenylbenzimidazoles

(84) J. I. G. Cadogan, R. Marshall, D. M. Smith and M. J. Todd, *J. Chem. Soc. C*, 2441 (1970).

(85) R. Garner, G. V. Garner, and H. Suschitzky, *ibid.*, 825 (1970).

(86) R. H. Smith and H. Suschitzky, *Tetrahedron*, 16, 80 (1961).

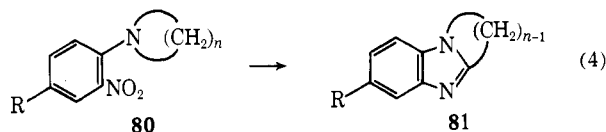
(87) H. Suschitzky and M. E. Sutton, *Tetrahedron Lett.*, 3933 (1967).

(88) V. M. Maryanovskii, A. M. Simonov, and V. V. Firsov, *Zh. Org. Khim.*, 5, 2196 (1969); *Chem. Abstr.*, 72, 66524 (1970).

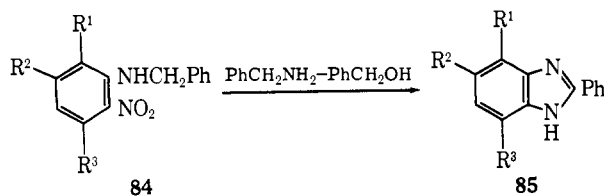
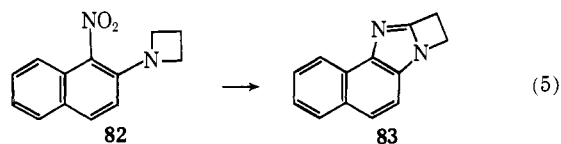
Table XI

Thermal Cyclization of *o*-Nitroarylamines to Benzimidazoles at $\sim 240^\circ$

Starting material	Reaction time, hr	Product	Yield, %
80a	0.5	81a	88
80b	0.5	81b	82
80c	0.75	81c	70
80d	0.5	81d	65
80e	1	81e	40
82	0.25	83	70



n	R
a	4 CO ₂ H
b	4 NO ₂
c	4 Cl
d	3 CF ₃
e	4 NHAc
f	4 H
g	4 Me

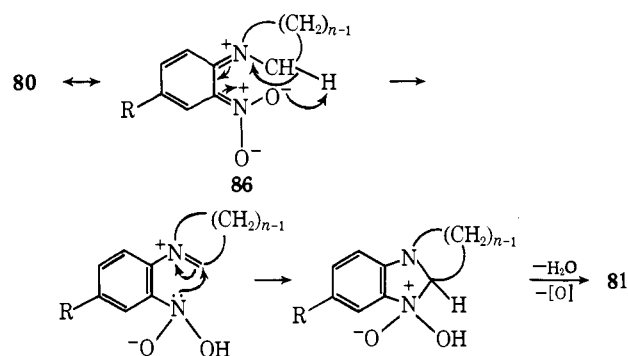


	R ¹	R ²	R ³
a	H	H	H
b	MeO	H	H
c	MeO	H	MeO
d	MeO	MeO	NO ₂

(85a-d). Cyclization reactions of this type are presumed^{86,87} to involve the *aci*-nitro form (86) of the nitro compound (Scheme III). The *aci*-nitro mechanism was initially questioned⁸⁹ but later acceded to⁹⁰ by Abramovitch and Davies. Recently, further evidence has been presented⁹¹ in favor of the *aci*-nitro process as opposed to the alternative⁸⁹ nitrene route. A similar *aci*-nitro mechanism has been proposed⁹² to explain the thermal cyclizations of 2-methyl-2'-nitrobiphenyls to phenanthridines in diphenyl ether.

Thermolysis of *o*-nitro- and 2,4-dinitrophenyl derivatives of α -amino acids (87) also affords benzimidazole derivatives.⁹³

Scheme III



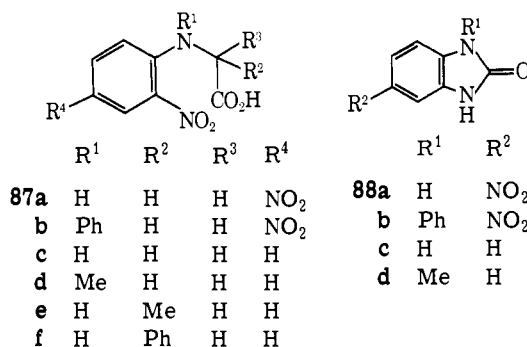
With the exception of *o*-nitrophenylalanine (87e), however, these cyclizations do not provide viable synthetic routes to benzimidazoles (*cf.* Table XII) although working tempera-

Table XII

Formation of Benzimidazoles and Related Products from the Pyrolysis of *o*-Nitroaryl Derivatives of α -Amino Acids at 200°

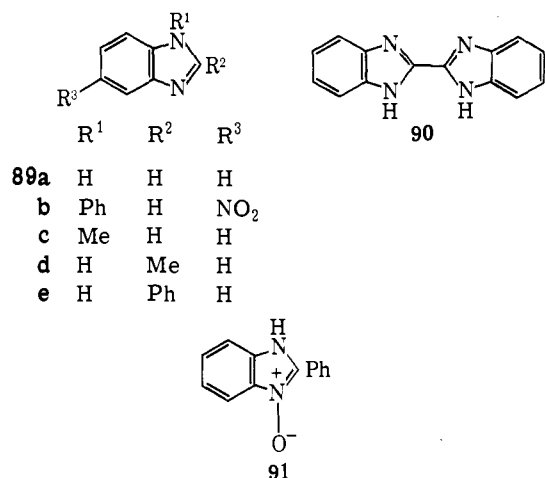
Starting material (87)	Products	Yield, %
a	88a	60
b	88b	60
	89b	15
c	88c	60
	89a	10
d	88d	42
	89a	4
	89c	8
e	89d	65
	90	10
f	89e	40
	91	30

tures (200°)⁹³ are lower than those employed⁸⁷ (240°) for the thermal cyclization of *N,N*-disubstituted *o*-nitroanilines. The greater ease of cyclization in the case of the amino acids may be due to facilitation of the initial proton abstraction (*cf.* 86) as a result of electron withdrawal by the carboxyl group. The



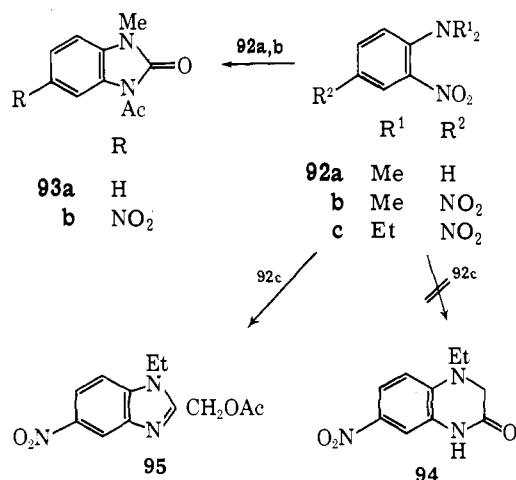
isolation⁹³ of 2-phenylbenzimidazole *N*-oxide (91) from one of the reactions is significant in terms of the proposed^{86,87,91} *aci*-nitro mechanism. Furthermore, the formation (Table XII) of benzimidazolones 88 and bibenzimidazolyls 90 is also

(89) R. A. Abramovitch and B. A. Davis, *Chem. Rev.*, **64**, 149 (1964).
 (90) R. A. Abramovitch and B. A. Davis, *J. Chem. Soc. C*, 119 (1968).
 (91) G. V. Garner and H. Suschitzky, *Tetrahedron Lett.*, 169 (1971).
 (92) G. Smolinsky and B. I. Feuer, *J. Org. Chem.*, **31**, 3882 (1966).
 (93) R. S. Goudie and P. N. Preston, *J. Chem. Soc. C*, 1139 (1971).



consistent^{94,95} with the intermediacy of benzimidazole *N*-oxides.

N,N-Disubstituted *o*-nitroanilines have also been converted into benzimidazoles photochemically in the presence of acid (cf. section II.B.3)⁹⁶ and also by heating with zinc chloride in acetic anhydride. The latter type of cyclization was originally reported by van Romburgh, *et al.*,⁹⁷ who showed that treatment of *N,N*-dimethyl-*o*-nitroaniline (**92a**) and *N,N*-dimethyl-2,4-dinitroaniline (**92b**) with zinc chloride in boiling acetic anhydride affords the *N*-acetylbenzimidazolones **93a** and **93b**, respectively. They also formulated the product from



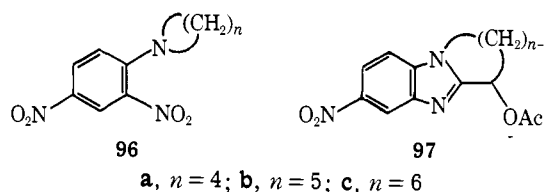
N,N-diethyl-2,4-dinitroaniline (**92c**) as the quinoxaline **94**. A reinvestigation⁹⁸ of these reactions revealed that though the products derived from the amines **92a** and **92b** were correctly formulated, the *N,N*-diethylaniline **92c** is in fact converted into the benzimidazole derivative **95**. The synthetic value of the reaction has been evaluated⁹⁸ (cf. **96** → **97**), and yields of benzimidazole derivatives are often high (Table XIII).

The mechanism of these zinc chloride catalyzed cyclizations is unclear, but both reagents appear to play a vital role. One

Table XIII

Benzimidazolones and Benzimidazoles from the Reaction of *N,N*-Disubstituted *o*-Nitroanilines with Zinc Chloride in Acetic Anhydride

Starting material	Reaction time, hr	Product	Yield, %
92a	4	93a	48
92b	4	93b	Not quoted
92c	4	95	65
96a	4	97a	68
96b	4	97b	85
96c	2.5	97c	87



possibility⁹⁸ is that an organometallic complex is involved; such a process may have precedent in the work of Price⁹⁹ who obtained benzimidazoles in ca. 60% yields [isolated as the (dichlorobisbenzimidazole)cobalt(II) complexes] by allowing 2,2'-bis(dialkylaminobenzenes) to react with hydrated cobalt chloride.

3. Benzimidazole *N*-Oxides^{99a}

In general, simple benzimidazole *N*-oxides are accessible by reductive cyclization¹⁰⁰ of *N*-substituted *N*-acyl-*o*-nitroanilines (e.g., *o*-nitroformanilide, *o*-nitroacetanilide) in moderate (40%) to good (80%) yield. 2-Aryl derivatives are accessible¹⁰¹ (ca. 60% yields) by the acid-catalyzed condensation of substituted *o*-nitrosoanilines (prepared¹⁰² by the irradiation of *N*-*o*-nitrophenyl derivatives of α -amino acids; see section III.A) with aromatic aldehydes. However none of these methods is suitable for the synthesis of benzimidazole *N*-oxides containing functional groups in the 2 position. Also, conventional¹⁰³ oxidative methods have been unsuccessful in the case of benzimidazoles,¹⁰⁴⁻¹⁰⁶ and alternative routes to the *N*-oxides are therefore important.

Base-catalyzed aldol-type cyclizations of *N*-substituted *o*-nitroanilines (**98**) containing an active methylene group in the side chain have been successfully applied to the synthesis of a number of benzimidazole *N*-oxide derivatives; some examples are as follows (**98** → **99**).

(99) R. Price, *J. Chem. Soc. A*, 521 (1967).

(99a) The tautomeric nature of benzimidazole *N*-oxides of the type **99** is well established (see ref 183b) but for the sake of clarity they are represented throughout this section as aromatic amine *N*-oxides rather than *N*-hydroxy compounds.

(100) S. Takahashi and H. Kano, *Chem. Pharm. Bull.*, **11**, 1375 (1963).

(101) D. W. Russell, *J. Med. Chem.*, **10**, 984 (1967).

(102) P. H. MacFarlane and D. W. Russell, *Tetrahedron Lett.*, 725 (1971), and references cited therein.

(103) E. Ochiai, Ed., "Aromatic Amine Oxides," Elsevier, N. Y., 1967, pp 19-51.

(104) E. Hayashi, E. Ishiguro and N. Enomoto, paper presented at the 13th Annual Meeting of the Pharmaceutical Society of Japan, 1960.

(105) D. J. Kew and P. F. Nelson, *Aust. J. Chem.*, **15**, 792 (1962).

(106) G. W. Stacey, B. V. Ettling, and A. J. Papa, *J. Org. Chem.*, **29**, 1537 (1964).

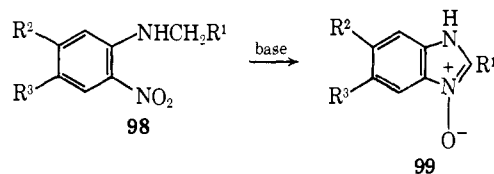
(94) R. Kuhn and W. Blau, *Justus Liebigs Ann. Chem.*, **615**, 99 (1958).

(95) S. Takahashi and H. Kano, *Chem. Pharm. Bull.*, **12**, 783 (1964).

(96) R. Fielden, O. Meth-Cohn, and H. Suschitzky, *Tetrahedron Lett.*, 1229 (1970).

(97) (a) R. van Romburgh and H. W. Huyser, *Versl. Gewone Vergad. Afd. Natuurk. Kon. Ned. Akad. Wetensch.*, **35**, 665 (1926); *Chem. Abstr.*, **21**, 382 (1927); (b) *Recl. Trav. Chim. Pays-Bas*, **49**, 165 (1930); (c) P. van Romburgh and W. B. Deys, *Proc. Acad. Sci. Amsterdam*, **34**, 1004 (1931); *Chem. Abstr.*, **26**, 989 (1932).

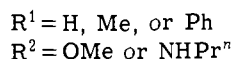
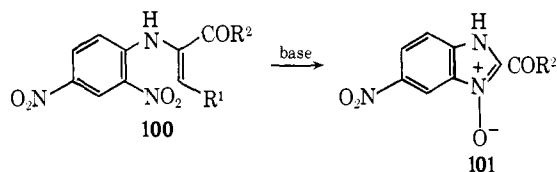
(98) R. K. Grantham and O. Meth-Cohn, *J. Chem. Soc. C*, 70 (1969).



	R ¹	R ²	R ³	Yield, %	Ref
a	PhCO	H	Me	Not quoted	107
b	Ph	H	H	71	106, 108, 109
c	CO ₂ Me	H	NO ₂	63	110

The scope of the benzylamine-type cyclization (**98b** → **99b**) has been investigated,^{108,111} and a wide range of N-oxides containing a 2-(2'-thiazolyl) nucleus and a variety of substituents (halogen, alkyl, aryl, thienyl, alkoxy, phenoxy, alkylthio, and phenylthio) on the benzene ring have been prepared¹⁰⁸ for biological evaluation. More recently¹¹² the cyclization of a number of peptides containing a terminal 2,4-dinitrophenylglycine moiety (e.g., **98**, R¹ = CONHCH₂CO₂H; R² = H; R³ = NO₂) has been effected under mildly basic conditions [trimethylammonium carbonate buffer (pH 8.3)] to give the appropriate N-oxide (e.g., **99**, R¹ = CONHCH₂CO₂H; R² = H; R³ = NO₂; 59% yield). In contrast to this behavior, however, 2,4-dinitrophenylglycine (**98c**, CO₂H for CO₂Me) undergoes^{112,113} cyclization with concomitant decarboxylation to give 6-nitrobenzimidazole 1-N-oxide (**99c**, H for CO₂Me). Formation of the latter product is not unexpected in view of the observed¹¹⁴ behavior of 1-methylbenzimidazole-2-carboxylic acid 3-N-oxide.

A cyclization procedure that closely resembles the ester type (cf. **98c** → **99c**) is the base-catalyzed conversion¹¹⁰ of 2,4-dinitrophenylaminoalkenes **100** into the benzimidazole



N-oxides **101**. Very good yields (70–80%) are obtained when the reactions are carried out in polar solvents (e.g., dimethyl sulfoxide, dimethylformamide, or methanol). The mechanism of these reactions is unclear although the route in Scheme IV incorporating an intramolecular 2 + 2 cycloaddition has been invoked.¹¹⁰ It should be noted, however, that such a mechanism is unsupported by experimental evidence so that in some of the reactions investigated¹¹⁰ an alternative route involving hydration of the double bond, retroaldol cleavage, and cyclization of an ensuing 2,4-dinitrophenylglycine ester

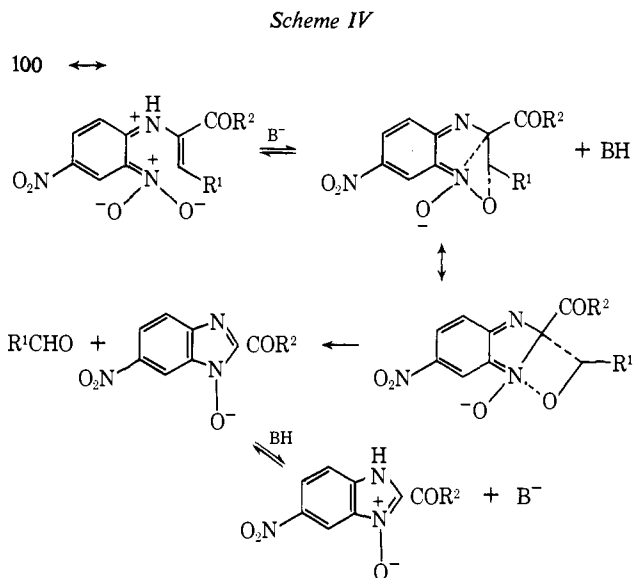


Table XIV
Acid-Catalyzed Cyclization of N,N-Disubstituted
o-Nitroanilines to Benzimidazole N-Oxides

Starting material (102)	Reaction conditions Temp, °C	Time, hr	Product (103)	Yield, ^a %
a	110	20	a	63
b	110	20	b	100
c	110	20	c	99
d	110	20	d	72
e	150	12	e	52

^a Yields are based on consumed starting material.

(or amide) derivative is conceivable. It would be of interest to follow the course of such reactions in the absence of the *o*-nitro group; the use of labeled (ortho N¹⁸O₂) starting materials would also be instructive.

The recently reported¹¹⁵ conversion of *o*-nitrobenzylideneaniline into 2-phenylbenzimidazole N-oxide (79% yield) by treatment with potassium cyanide in methanol is encouraging since the conditions are less drastic than the base-catalyzed procedures^{106–111} used on *o*-nitroaniline derivatives. The mechanism of the reaction is probably related to analogous procedures for the synthesis^{14,15} of indole derivatives from α -*o*-nitrophenylcinnamitrile derivatives (see section II.A.1).

Intramolecular acid-catalyzed cyclizations of N,N-disubstituted *o*-nitroanilines provide¹¹⁶ an excellent synthetic route to benzimidazole N-oxides. Thus the amines **102** are converted by treatment with hot hydrochloric acid in high yield into the N-oxides **103** (Table XIV).

A closely related type of cyclization occurs⁹⁶ when N,N-disubstituted *o*-nitroanilines **102** are irradiated in aqueous methanolic hydrogen chloride. For this case, however, the type of product [either benzimidazole N-oxide (**103**) or benzimidazole (**104**)] is determined by the nature of the amino and ring substituents (Table XV).

(107) J. D. Loudon and G. Tennant, *J. Chem. Soc.*, 4268 (1963).
 (108) Merck and Co., Inc., British Patent 1,133,853; U. S. Patent, 3,265,706; *Chem. Absr.*, **65**, 13724 (1966).
 (109) G. W. Stacey, T. E. Wollner, and T. R. Oakes, *J. Heterocycl. Chem.*, **3**, 51 (1966).
 (110) A. E. Luetzow and J. R. Vercellotti, *J. Chem. Soc. C*, 1750 (1967).
 (111) Netherlands Patent 6,515,833; *Chem. Absr.*, **65**, 15388 (1966).
 (112) L. A. Ljubinskaya and V. M. Stepanov, *Tetrahedron Lett.*, 4511 (1971).
 (113) R. S. Goudie, Ph.D. Thesis, Heriot-Watt University, Edinburgh, Scotland, 1971.
 (114) S. Takahashi and H. Kano, *Chem. Pharm. Bull. Tokyo*, **16**, 527 (1968).

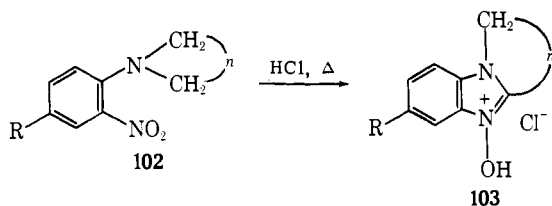
(115) R. Marshall and D. M. Smith, *J. Chem. Soc. C*, 3510 (1971).
 (116) R. Fielden, O. Meth-Cohn, D. Price, and H. Suschitzky, *Chem. Commun.*, 772 (1969).

Table XV

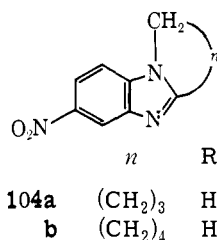
Acid-Catalyzed Photochemical Cyclization of *N,N*-Disubstituted *o*-Nitroanilines to Benzimidazoles or Benzimidazole *N*-Oxides^a

Starting material (102)	Reaction time, hr	Product	Yield, %
a	48	103a	78
g	66	104a	83
d	24	104b	81
f	65	103f	79

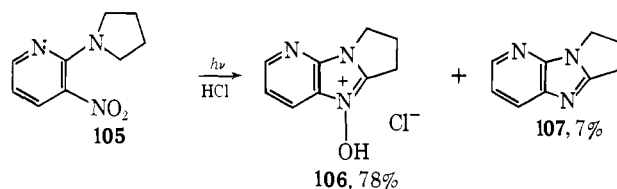
^a Carried out with a 200-W medium-pressure lamp on 0.002 *M* solutions of the nitro compounds in 1 *M* HCl in 10% aqueous methanol.



	<i>n</i>	R
a	(CH ₂) ₂	H
b	(CH ₂) ₃	NO ₂
c	CH ₂ OCH ₂	NO ₂
d	(CH ₂) ₄	H
e	Me	H
f	(CH ₂) ₄	Cl
g	(CH ₂) ₃	H



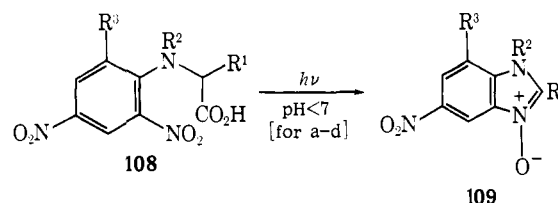
The photochemical cyclization has also been applied to the pyridine derivative **105** which affords the imidazopyridines **106** and **107**; however, the scope of this variant has not been investigated.



Since the *N*-oxides (**103**) are photostable under the reaction conditions, they cannot be the precursors of the benzimidazoles **104**; an *aci*-nitro mechanism^{86,87} (see section II.B.2) has been proposed⁹⁶ to account for the formation of the *N*-oxides while a route involving a reduced benzofuroxan intermediate has been invoked⁹⁶ to account for benzimidazole formation. However the possibility of free-radical or radical-ion intermediates cannot be excluded.

The photochemical decomposition of *N*-2,4-dinitrophenyl derivatives of α -amino acids **108** in the solid state has been

known for some time¹¹⁷ and has been shown¹¹⁸ to result in decarboxylation to afford the corresponding *N*-alkyl-2,4-dinitroaniline. In aqueous solution, however, the products are



	R ¹	R ²	R ³	Yield, %
a	H	H	H	70
b	CH ₂ OH	H	H	33
c	<i>i</i> -Bu	H	H	76
d	<i>sec</i> -Bu	H	H	78
e	Ph	H	NO ₂	
f	Ph	H	H	

either 4-nitro-2-nitrosoaniline (at pH ≥ 7) (cf. section III.A) or 2-substituted 5-nitrobenzimidazole *N*-oxides at low pH.¹¹⁹ Yields are often high (cf. (**109a-d**)), and the method is an attractive one in view of the ready availability¹²⁰ of the starting materials. The effect of structure and pH on the yield of amino acid has been evaluated.¹²¹ Optimum yields are obtained at low pH and also at pH *ca.* 3; successful cyclization at pH 3 requires a hydrogen atom on the amino group, whereas at low pH it does not. The mechanism of this type of cyclization is in doubt; Russell's original contention¹²² that the primary chemical event is decarboxylation was modified by Neadle and Pollitt¹²¹ to include a step involving concerted oxygen transfer. More recently¹⁰² it has been shown that *p*-nitrophenylvaline undergoes rapid photodecarboxylation at pH 6 making a recently proposed¹²³ mechanism unlikely. Verification that this type of reaction may proceed by an intermolecular mechanism is provided by the report¹²⁴ that irradiation of acetonitrile solutions of aromatic nitro compounds (*e.g.*, 1-nitronaphthalene, 4-nitrobiphenyl) containing *N*-(2-chlorophenyl)glycine or phenylthioacetic acid causes decarboxylation of the latter.

Further details of the photocyclization¹²⁵ of the aziridines **110a,b** to the *N*-oxides (**109e** and **109f**) have not yet appeared; reactions of this type probably have considerable potential since the yields are high (95–96%) and the starting materials are readily available.

In general, thermal reactions of *o*-nitroaniline derivatives and *o*-nitroaryl derivatives of α -amino acids afford benzimidazoles (see section II.B.2). However, 2-phenylbenzimidazole *N*-oxide is formed⁹³ (yield 30%) by heating the appropriate amino acid (**108**, R¹ = Ph; R² = H; H for 4-NO₂) in sand at 200°.

(117) S. Blackburn, *Biochem. J.*, **45**, 579 (1949); G. L. Mills, *ibid.*, **50**, 707 (1952); S. Akabori, T. Ikenaka, Y. Okada, and K. Ohno, *Proc. Japan Acad.*, **29**, 509 (1953).

(118) B. Pollara and R. W. von Korff, *Biochim. Biophys. Acta*, **39**, 364 (1960).

(119) D. J. Neadle and R. J. Pollitt, *J. Chem. Soc. C*, 1764 (1967).

(120) F. Sanger, *Biochem. J.*, **39**, 507 (1946).

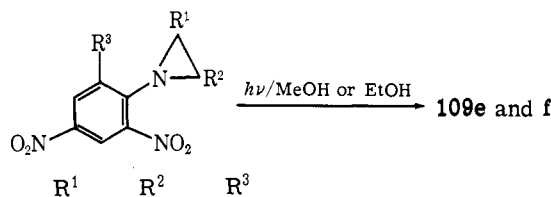
(121) D. J. Neadle and R. J. Pollitt, *J. Chem. Soc. C*, 2127 (1969).

(122) D. W. Russell, *J. Chem. Soc.*, 894 (1963).

(123) O. Meth-Cohn, *Tetrahedron Lett.*, 1235 (1970).

(124) R. S. Davidson, S. Korkut, and P. R. Steiner, *Chem. Commun.*, 1052 (1971).

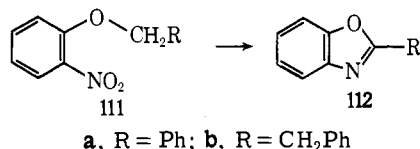
(125) H. W. Heine, G. J. Blossick, and G. B. Lowrie, *Tetrahedron Lett.*, 4801 (1968).



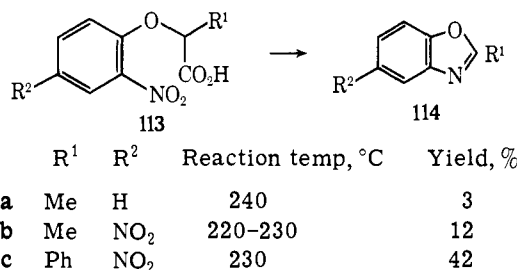
110a	Ph	Ph	NO ₂
b	Ph	PhCO	H

4. Benzoxazoles

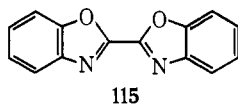
Procedures incorporating *o*-nitro substituent interactions provide benzoxazoles in only poor yields compared with conventional¹²⁶ approaches. Thermolysis¹²⁷ of the *o*-nitrophenyl ethers **111a,b** in the absence of an external reductant affords 2-phenylbenzoxazole (**112a**) and 2-benzylbenzoxazole (**112b**) in 15 and 8% yield, respectively.



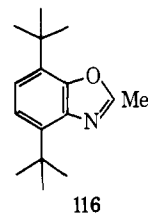
In contrast to the photolysis¹²⁸ of *o*-nitroaryloxyacetic acids **113** (see section III.A), thermolysis¹²⁹ of such compounds affords the benzoxazoles **114** among other products



(see section II.E.5). By analogy with the pyrolysis⁹³ of *o*-nitrophenylalanine which affords 2,2'-bibenzimidazolyl as one of the products (see section II.B.2), pyrolysis¹²⁹ of both *o*-nitrophenoxyacetic acid and α -(*o*-nitrophenoxy)propionic acid (**113a**) affords 2,2'-bibenzoxazolyl (**115**) in low yield (5–9%). Although no attempt was made¹²⁹ to optimize the yield of the product **115**, its formation by this route is unlikely to supersede the alternative synthetic procedure involving oxidation of 2,2'-bibenzoxazolines.¹³⁰

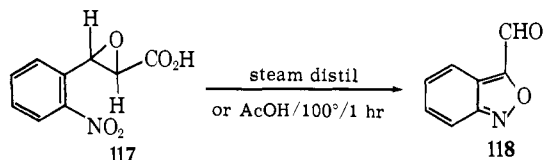


A benzoxazole derivative (**116**) has also been characterized²⁰ as a minor product (*cf.* section II.A.2) from the photolysis of 1,4-di-*tert*-butyl-2-nitrobenzene in diethylamine or triethylamine. However, the very low yield observed (<5%) suggests that little synthetic value can be anticipated from this type of reaction.



5. 2,1-Benzisoxazoles (Anthranils)

Reactions leading to anthranils include some of the earliest recorded examples of nitro-group side-chain interaction in ortho-substituted nitrobenzene derivatives. Anthranil itself plays a key role in many such reactions,⁶ notably those leading to anthranilic acids (*cf.* section III.C), and is obtained in moderate to low yield when *o*-nitrobenzaldehyde hydrazone is heated with alkali¹³¹ or when *o*-nitrobenzaldimercuric chloride is treated with aqueous hydrochloric acid.¹³² It is also formed in low yield together with anthranil-3-carboxaldehyde (**118**) when *o*-nitrophenylglycidic acid (**117**) is heated with



glacial acetic acid or water.¹³³ The formation of anthranils in general from *o*-nitrobenzene derivatives is catalyzed both by acids and by bases and can also be initiated thermally or photochemically. Apparently the nitro group can behave as both an electrophile and nucleophile in anthranil formation, but mechanistic investigations in this area would be of interest.

The acid-catalyzed condensation of *o*-nitrobenzaldehyde derivatives (**119**) with arenes, phenols, or arylamines (**120**) provides a general method for the synthesis of 3-arylanthranils (**121**) (Table XVI). Catalysts include concentrated sulfuric acid,^{134–139} hydrogen halides,^{140,141} aqueous hydrochloric acid,^{142,143} or zinc chloride.^{144,145} Anthranil formation in sulfuric acid can be rationalized on the basis of a benzhydryl intermediate (**122**) which is subsequently converted into 2-nitrosobenzophenone. The reduction step required to convert the latter into the anthranil can be effected by unreacted benzhydryl **122** which suffers concomitant oxidation to 2-nitrobenzophenone which is isolated usually as a by-product.¹³⁴ In the hydrogen chloride catalyzed reactions,^{141,142} the products are chlorinated anthranils, the reduction step in

(131) W. Seibert, *Chem. Ber.*, **81**, 266 (1948).

(132) A. Reissert, *ibid.*, **40**, 4209 (1907).

(133) A. Schillinger and S. Wleügel, *ibid.*, **16**, 2222 (1883).

(134) A. Kliegl, *ibid.*, **41**, 1845 (1908).

(135) I. Tanasescu and E. Ramontianu, *Bull. Soc. Chim. Fr.*, **53**, 918 (1933).

(136) K. Lehmstedt, *Chem. Ber.*, **68**, 1455 (1935).

(137) I. Tanasescu and Z. Frenkel, *Stud. Univ. Babeş-Bolyai, Ser. 1, No. 2*, 145 (1959); *Chem. Abstr.*, **55**, 5496 (1961).

(138) I. Tanasescu and Z. Frenkel, *Bull. Soc. Chim. Fr.*, 693 (1960).

(139) I. Tanasescu, L. Almasi, and A. Hantz, *Acad. Repub. Pop. Rom., Filiala Cluj, Stud. Cercet. Chim.*, **11**, 105 (1960); *Chem. Abstr.*, **55**, 11415 (1961).

(140) T. Zincke and K. Siebert, *Chem. Ber.*, **39**, 1930 (1906).

(141) J. D. Loudon and G. Tennant, *J. Chem. Soc.*, 3092 (1962).

(142) T. Zincke and W. Prenntzell, *Chem. Ber.*, **38**, 4116 (1905).

(143) S. Secareanu and A. Silberg, *Bull. Soc. Chim. Fr.*, **3**, 1777 (1936).

(144) I. Tanasescu and A. Silberg, *ibid.*, **51**, 1357 (1932).

(145) I. Tanasescu and M. Suci, *ibid.*, **3**, 1753 (1936).

(126) J. W. Cornforth in "Heterocyclic Compounds," Vol. 5, R. C. Elderfield, Ed., Wiley, New York, N. Y., 1957, pp 418–451.

(127) R. Higginbottom and H. Suschitzky, *J. Chem. Soc.*, 2367 (1962).

(128) P. H. McFarlane and D. W. Russell, *Chem. Commun.*, 475 (1969).

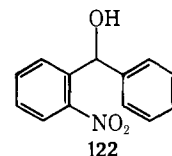
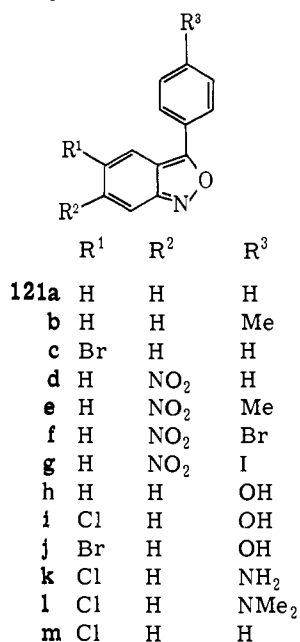
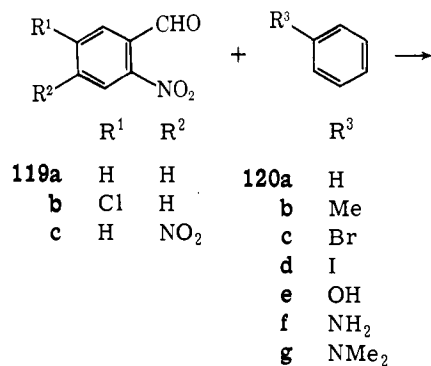
(129) R. S. Goudie and P. N. Preston, *J. Chem. Soc. C*, 1718 (1971).

(130) I. Murase, *Bull. Chem. Soc. Jap.*, **32**, 827 (1959).

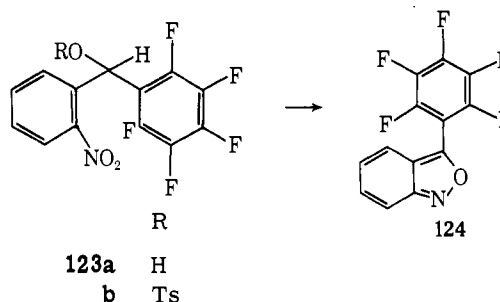
Table XVI
Acid-Catalyzed Conversion of *o*-Nitrobenzene Derivatives into Anthranils

Starting material	Reaction conditions	Product	Yield, %	Ref
119a + 120a	Concd H ₂ SO ₄ /room temp/4 days	121a	20	134
122	SOCl ₂ -CHCl ₃ /reflux	121m	<i>a</i>	146
122	Concd H ₂ SO ₄ /room temp/few min	121a	45	147
119a + 120b	Concd H ₂ SO ₄ /room temp/24 hr	121b	<i>a</i>	134
122 (Br for OH)	AcOH/45°/few min	121c	<i>a</i>	150
119c + 120a	Concd H ₂ SO ₄ /room temp/24 hr	121d	26	135
119c + 120b	<i>b</i>	121e	<i>a</i>	139
119c + 120c	Concd H ₂ SO ₄ /room temp/48 hr	121f	72	138
119c + 120d	Concd H ₂ SO ₄ -NaNO ₂ /room temp/48 hr	121g	54	137
119a + 120e	HBr-ether/room temp/24 hr	{ 121h 121j	<i>a</i> <i>a</i>	141
119a + 120e	HCl-AcOH/room temp/1 hr	121i	80	140
119a + 120e	HCl-ether/room temp/24 hr	121i	Quant	141
119b + 120f	ZnCl ₂ /100°/10 hr	121k	<i>a</i>	145 ^c
119a + 120g	Concd HCl/110-115°/10 hr	121l	33	142

^a No yield quoted. ^b No conditions given. ^c Cf. ref 144.



this case being achieved by entry of chloride ion (Table XVI).¹⁴¹ In the reactions catalyzed by hydrogen bromide¹⁴¹ or hydrogen chloride in the presence of quinol,¹⁴¹ halogen-free products are obtained (Table XVI). The initial formation of benzhydrol intermediates (cf. **122**) in these reactions is supported by the conversion of *o*-nitrobenzhydrol (**122**) either by treatment with thionyl chloride¹⁴⁶ or concentrated sulfuric acid¹⁴⁷ into 3-phenylanthranil (**121a**) (Table XVI) and by the related process (**123** → **124**)¹⁴⁸ (cf. also ref 149).



Starting material 123	Reaction conditions	Yield, % 124
a	50 aq H ₂ SO ₄ /15°/1.5 hr	61
a	Liq paraffin/165°/45 min	14
a	Liq paraffin/210°/15 min	25
b	Toluene/reflux/2 hr	28

Significantly, the benzhydrol **122** is also converted under acidic conditions¹⁴⁷ to *o*-nitrosobenzophenone (cf. section III.A). In related reactions^{150,151} 2-nitrobenzhydrol bromide (**122**, Br for OH) is rapidly transformed in acetic acid into *o*-nitrosobenzophenone (cf. section III.A) or into 5-bromo-3-phenylanthranil (**121c**), the proportion of the latter product increasing with increasing concentration of hydrobromic acid in the medium.¹⁵⁰

Szmant and Harmuth¹⁵² report that *o*-nitrobenzoic acid condenses with benzene in trifluoroacetic anhydride in the presence of boron trifluoride to give a product which they formulate¹⁵² as 3-phenylanthranil *N*-oxide (**124**: H for F; $\geq N^+-O^-$ for =N-). The pentafluoro analog (**124**, $\geq N^+-O^-$ for =N-) is also obtained when the *o*-nitrobenzhydrol derivative **123a** is treated with cold concentrated sulfuric acid.¹⁴⁸

(146) W. B. Dickinson, *J. Amer. Chem. Soc.*, **86**, 3580 (1964).

(147) A. Silberg and Z. Frenkel, *Rev. Roum. Chim.*, **10**, 1035 (1965); *Chem. Abstr.*, **64**, 12641 (1966).

(148) P. L. Coe, A. E. Jukes, and J. C. Tatlow, *J. Chem. Soc. C*, 2020 (1966).

(149) S. F. Dyke, M. Sainsbury, D. W. Brown, and M. N. Palfreyman, *Tetrahedron*, **25**, 5356 (1969).

(150) S. Kim, S. S. Friedrich, L. J. Andrews, and R. M. Keefer, *J. Amer. Chem. Soc.*, **92**, 5452 (1970).

(151) A. D. Mease, M. J. Strauss, I. Horman, L. J. Andrews, and R. M. Keefer, *ibid.*, **90**, 1797 (1968).

(152) H. H. Szmant and C. M. Harmuth, *ibid.*, **81**, 962 (1959).

Table XVII
3-Arylazoanthranil N-Oxides (128)

Starting material	Reaction conditions	Product (128)	Yield, %	Ref
125a	Pb(OAc) ₄ -CH ₂ Cl ₂ /70°	a	76	161
125b	Br ₂ -NaOAc-AcOH/room temp	b	a	153
125c	Br ₂ -NaOAc-AcOH/room temp	c	a	154
125d	Pb(OAc) ₄ -CH ₂ Cl ₂ /0°	d	54	161
126a	Concd NH ₄ OH-benzene	e	a	153
126b	EtOH/reflux/few min	c	a	154
126c	NH ₄ OH-benzene/25°/5 min	d	77	160
126d	Concd NH ₄ OH-benzene/room temp/few min	f	a	153
126e	Concd NH ₄ OH/warm	g	a	156
126f	NH ₄ OH-benzene/25°/5 min	h	91	160
126g	Concd NH ₄ OH-benzene/room temp/few min	i	a	153
126h	EtOH/reflux	j	a	158
126i	Concd NH ₄ OH/warm/few min	k	a	155
126j	Concd NH ₄ OH/warm/few min	l	a	155
126k	NH ₃ (gas)-benzene/room temp/few min	m	a	157

^a No yield quoted.

The products formed¹⁵³⁻¹⁵⁸ in unspecified yield when arylhydrazones (125) of *o*-nitrobenzaldehydes are treated with bromine in the presence of sodium acetate, or when the derived hydrazidic halides (126) react with ammonia in benzene, are formulated¹⁵⁹ as 3-arylazoanthranil *N*-oxides (128) (Table XVII). A recent study¹⁶⁰ of the hydrazidic halide transformation indicates that the yields of *N*-oxides 128 are of the order of 90%. The formation of nitrile-imine intermediates¹⁵⁹ (127) in these reactions is substantiated by a recent kinetic study.¹⁶⁰ 3-Phenylazoanthranil *N*-oxide (128a) and the nitro derivative 128d are also obtained in moderate yield by oxidizing the corresponding hydrazones (125a and 125d) with lead tetraacetate¹⁶¹ (Table XVII) at low temperature.

A variety of *o*-nitrobenzylcarbonyl derivatives (129) cyclize under both acidic and basic conditions, and thermally, to afford simple anthranil derivatives (130) (Table XVIII).¹⁶²⁻¹⁷⁰ The sole structural requirement for the success of these cyclizations appears to be the presence of a moderately acid benzylic C-H group. A recent study of the conversions of *o*-nitro-

(153) F. D. Chattaway and A. J. Walker, *J. Chem. Soc.*, 2407 (1925).

(154) F. D. Chattaway and A. B. Adamson, *ibid.*, 157 (1930).

(155) F. D. Chattaway and A. B. Adamson, *ibid.*, 843 (1930).

(156) F. D. Chattaway and A. B. Adamson, *ibid.*, 2787 (1931).

(157) F. D. Chattaway and A. B. Adamson, *ibid.*, 2792 (1931).

(158) G. D. Parkes and E. d'A. Burney, *ibid.*, 1619 (1935).

(159) M. S. Gibson, *Tetrahedron*, **18**, 1377 (1962).

(160) A. F. Hegarty, M. Cashman, J. B. Aylward, and F. L. Scott, *J. Chem. Soc. B*, 1879 (1971).

(161) W. A. F. Gladstone, J. B. Aylward, and R. O. C. Norman, *J. Chem. Soc. C*, 2587 (1969).

(162) S. S. Joshi and I. R. Gambhir, *J. Amer. Chem. Soc.*, **78**, 2222 (1956).

(163) S. S. Joshi and I. R. Gambhir, *J. Org. Chem.*, **26**, 3714 (1961).

(164) H. G. Garg, *ibid.*, **27**, 3683 (1962).

(165) D. R. Eckroth and T. G. Cochran, *J. Chem. Soc. C*, 2660 (1970).

(166) R. M. Acheson, R. G. Bolton, and I. Hunter, *ibid.*, 1067 (1970).

(167) D. H. Hey and A. L. Palluel, *J. Chem. Soc.*, 4123 (1956).

(168) J. M. Gulland, *ibid.*, 2872 (1931).

(169) M. P. Cava and M. V. Lakshimikantham, *J. Org. Chem.*, **35**, 1867 (1970).

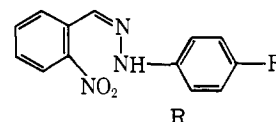
(170) C. A. Grob and O. Weissbach, *Helv. Chim. Acta*, **44**, 1748 (1961).

Table XVIII
Formation of Anthranils (130) from *o*-Nitrobenzylcarbonyl Compounds (129)

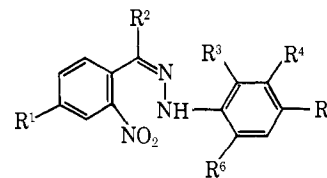
Starting material (129)	Reaction conditions	Product (130)	Yield, %	Ref
a	Concd H ₂ SO ₄ /105-110°/3 hr	b	50	162
d	Concd H ₂ SO ₄ /130°/2 hr	b	32	164
c	Concd H ₂ SO ₄ /130°/2 hr	a	19	165
		c	34	
d	Concd H ₂ SO ₄ /120-130°/2 hr	b	23	
		d	47	
e	PCl ₅ -benzene/reflux/1 hr	e	59	167
f	PCl ₅ -benzene/reflux/1 hr	f	78	167
g	4% aq NaOH/reflux/50 hr	h	31	167, 168
h	150-190°/2.5 mm	i	a	170
i	120-160°/2 mm	j	40-50	170

^a No yield quoted.

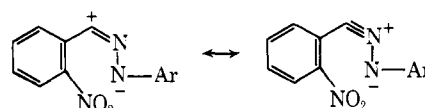
and 2,4-dinitrophenylacetic acids¹⁶⁴ (129c,d) in hot concentrated sulfuric acid into anthranil and 6-nitroanthranil (130a,b), respectively, has demonstrated¹⁶⁵ the intermediate formation of the anthranil-3-carboxylic acids (130c,d). Cyclization of the ethylamides 129e,f to the corresponding anthranils 130e,f is catalyzed by phosphorus pentachloride in benzene.¹⁶⁷ Base-catalyzed cyclization is exemplified by the conversion¹⁶⁸ of 3,4-dimethoxy-2-nitrophenylacetic acid (129g) in warm aqueous alkali to 6,7-dimethoxyanthranil (130h) (Table XVIII); the acid (130g) is a probable intermediate in



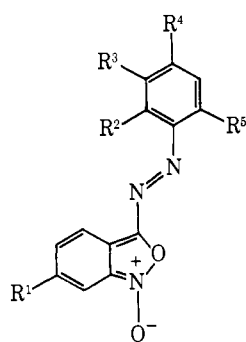
125a	H
b	Cl
c	Me
d	NO ₂



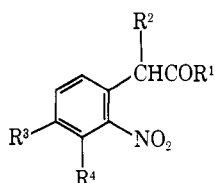
	R ¹	R ²	R ³	R ⁴	R ⁵	R ⁶
126a	H	Br	H	H	Br	H
b	H	Br	H	H	Me	H
c	H	Br	H	H	NO ₂	H
d	H	Br	Br	H	Br	H
e	H	Br	Br	H	Me	H
f	H	Br	Br	H	NO ₂	H
g	H	Br	Cl	H	Cl	Cl
h	H	Br	H	Me	Br	Br
i	H	Cl	Cl	H	Me	H
j	H	Cl	Cl	H	Me	Cl
k	NO ₂	Br	Br	H	Me	H



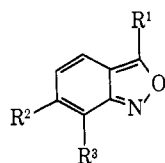
127



	R ¹	R ²	R ³	R ⁴	R ⁵
128a	H	H	H	H	H
b	H	H	H	Cl	H
c	H	H	H	Me	H
d	H	H	H	NO ₂	H
e	H	H	H	Br	H
f	H	Br	H	Br	H
g	H	Br	H	Me	H
h	H	Br	H	NO ₂	H
i	H	Cl	H	Cl	Cl
j	H	H	Me	Br	Br
k	H	Cl	H	Me	H
l	H	Cl	H	Me	Cl
m	NO ₂	Br	H	Me	H

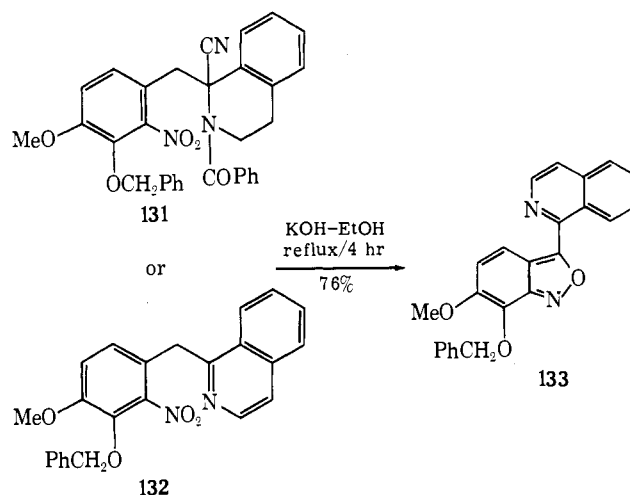


	R ¹	R ²	R ³	R ⁴
129a	Me	H	NO ₂	H
b	Me	COMe	NO ₂	H
c	OH	H	H	H
d	OH	H	NO ₂	H
e	NH(CH ₂) ₂ Ph	H	MeO	MeO
f	NHPr ⁱ	H	MeO	MeO
g	OH	H	MeO	MeO
h	EtO	CO ₂ Et	H	H
i	EtO	CN	H	H



	R ¹	R ²	R ³
130a	H	H	H
b	H	NO ₂	H
c	CO ₂ H	H	H
d	CO ₂ H	NO ₂	H
e	CONH(CH ₂) ₂ Ph	MeO	MeO
f	CONHPr ⁱ	MeO	MeO
g	CO ₂ H	MeO	MeO
h	H	MeO	MeO
i	CO ₂ Et	H	H
j	CN	H	H

this reaction. Analogous cyclizations are the base-catalyzed conversions¹⁶⁹ of the *o*-nitrobenzylisoquinoline derivatives **131** and **132** to the 3-(1-isoquinoly)anthranil (**133**). These reactions are probably mechanistically related to the base-catalyzed cyclization of *o*-nitrotoluene to anthranilic acid (see section III.C).



The thermal conversion of *o*-nitrobenzyl derivatives into anthranils is illustrated by the formation¹⁷⁰ of 3-ethoxycarbonyl- (**130i**) and 3-cyanoanthranil (**130j**) on attempted distillation of diethyl *o*-nitrophenylmalonate (**129h**) and ethyl *o*-nitrophenylcyanoacetate (**129i**), respectively (Table XVIII). These reactions are analogous to the pyrolytic cyclizations of *N*-*o*-nitrophenylurethanes to benzofurazans¹⁷¹ (*cf.* section II.C.2) and may involve a related mechanism.

Anthranil-3-carboxylic acid (**130c**) is obtained (75%) by warming *o*-nitrophenacyl chloride with aqueous alkali.³⁵ This unusual anthranil synthesis can be explained by the intermediate formation and rearrangement of 1-hydroxyisatin.³⁵

6. Benzothiazoles

Benzothiazoles and 2,2'-bibenzothiazolyls are among the products of the base-catalyzed and thermal transformations of compounds containing an *o*-nitroarylthio substituent. However, yields are low and complex mixtures are often obtained. Consequently processes of this type offer no advantage over conventional synthetic methods for benzothiazoles¹⁷² and their dimers.^{173, 174}

o-Nitrophenylphenacyl sulfide (**134**) reacts with alkali¹⁷⁵ to give a complex mixture containing at least 12 compounds, three of which have been characterized as benzothiazole derivatives (**135a-c**). Under certain conditions the procedure affords 2-benzoylbenzothiazole in moderate yield (see Table XIX). The mechanism of benzothiazole formation is unclear particularly in relation to the nature and timing of the reduction process which must be involved. The efficient conversion¹⁷⁵ of 2-benzoylbenzothiazole into benzothiazole by treatment with potassium *tert*-butoxide in *tert*-butyl alcohol accounts for its presence in the reaction product.

(171) J. M. Prokijcak, P. A. Forte, and D. D. Lennox, *Can. J. Chem.*, **47**, 2482 (1969); J. M. Prokijcak and P. A. Forte, *ibid.*, **48**, 3059 (1970).

(172) J. M. Sprague and A. H. Land in ref 126, pp 484-722.

(173) W. Ried and A. Sinharay, *Chem. Ber.*, **96**, 3306 (1963).

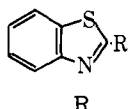
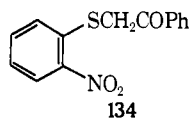
(174) H. Weidinger and J. Kranz, *ibid.*, **97**, 1599 (1964).

(175) K. J. Morgan, *J. Chem. Soc.*, 3502 (1959).

Table XIX

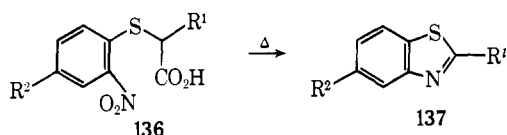
Effect of Reaction Conditions on the Formation of Benzothiazole Derivatives in the Alkaline Decomposition of *o*-Nitrophenylphenacyl Sulfide¹⁷⁶

Reagent	Solvent	Temp, °C	Reaction time, hr	Product yield, %		
				135a	135b	135c
KOH	MeOH	65	0.5	4.7	3.0	30.6
KOMe	MeOH	65	0.5	6.7	0.7	27.0
KO- <i>t</i> -Bu	<i>t</i> -BuOH	82	0.5	18.9	1.8	6.5

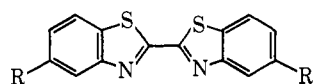


135a H
b Ph
c PhCO

Benzothiazoles (137) and bibenzothiazolyls (138) are among the products (*cf.* section II.E.7) of the thermolysis¹²⁹ of *o*-nitrophenylthioacetic acid and its derivatives (136). Analogous



	R ¹	R ²	Reaction temp, °C	Yield, %
a	H	H	210	5
b	Me	H	215	4
c	H	NO ₂	220	25
d	Me	NO ₂	220	18

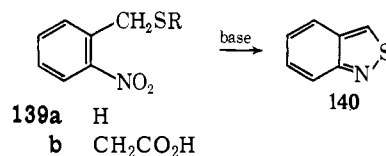


	R	Yield, %
138a	H	6 (from 136a)
b	NO ₂	9 (from 136c), 12 (from 136d)

products are formed⁹³ by pyrolysis of *o*-nitroaryl derivatives of α -amino acids (see section II.B.2) and *o*-nitroaryloxyacetic acids (see section II.B.4).

7. 2,1-Benzisothiazoles (Thioanthranils)

In general, the nature of the cyclizations leading to anthranils (*cf.* section II.B.5) precludes their use for the synthesis of thioanthranils. Thioanthranil (140) itself is formed in low yield when the thiol 139a is treated with alkali or acid¹⁷⁶ or when *o*-nitrobenzylthioacetic acid (139b) is distilled with aqueous alkali.¹⁷⁷ However, the precise course of these reactions is not clear, although the formation of thioanthranil infers that interaction between the nitro group and the ortho side chain occurs at some stage.



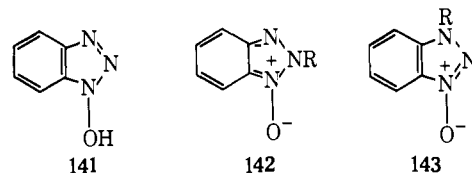
C. FIVE-MEMBERED HETEROCYCLES CONTAINING THREE HETEROATOMS

1. Benzo-1,2,3-triazoles

With only a few exceptions,¹⁷⁸ *o*-nitrobenzene derivatives are key starting materials for the synthesis of benzotriazoles and benzotriazole *N*-oxides. Reductive cyclization using sodium or ammonium sulfide or zinc and alkali of *o*-nitroazo- or azoxybenzenes affords 2-substituted benzotriazoles or their 1-*N*-oxides.¹⁷⁹

The base-catalyzed cyclization of *o*-nitrophenylhydrazines to afford 1-hydroxybenzotriazoles (141) [which are tautomeric with benzotriazole *N*-oxides (143, R = H)] was discovered by Freund¹⁸⁰ and by Willgerodt¹⁸¹ and was later clarified by Nietzki and Braunschweig.¹⁸² Subsequently, related procedures involving *in situ* generation of the hydrazine derivative have been widely used to prepare 1-hydroxybenzotriazoles.

N- and *N*-substituted *o*-nitroarylhydrazines also cyclize readily, providing synthetic routes to 2- and 3-substituted benzotriazole *N*-oxides 142 and 143, respectively. Representa-



tive examples of this type of cyclization are shown in Table XX although it should be noted that yields are often difficult to ascertain from the early literature. It should also be borne in mind that the list is not comprehensive; a survey of the early literature has been provided by Katritzky and Lagowski^{183a} and further selected examples are given in ref 184.

(178) G. Charrier and G. B. Crippa, *Gazz. Chim. Ital.*, **53**, 462 (1923); **56**, 207 (1926).

(179) For a summary of synthetic routes to benzotriazoles, see "Chemistry of Carbon Compounds," E. H. Rodd, Ed., Vol. IVA, Elsevier, Amsterdam, 1964, pp 449-450; *cf.* also F. R. Benson and W. L. Savell, *Chem. Rev.*, **46**, 1 (1950); N. Zinin, *Justus Liebigs Ann. Chem.*, **114**, 217 (1860); A. Werner and E. Stiasny, *Chem. Ber.*, **32**, 3256 (1899); E. Bamberger and R. Hübner, *ibid.*, **36**, 3822 (1903); K. Fries, W. Franke, and W. Bruns, *Justus Liebigs Ann. Chem.*, **511**, 241 (1934).

(180) M. Freund, *Chem. Ber.*, **22**, 1663 (1889).

(181) C. Willgerodt and M. Ferko, *J. Prakt. Chem.*, **37**, 345 (1888).

(182) R. Nietzki and E. Braunschweig, *Chem. Ber.*, **27**, 3381 (1894).

(183) A. R. Katritzky and J. M. Lagowski, "Chemistry of the Heterocyclic *N*-Oxides," Academic Press, New York, N. Y., 1971: (a) p 130; (b) p 340; (c) p 134.

(184) A. K. Macbeth and J. R. Price, *J. Chem. Soc.*, 982 (1937); S. S. Joshi and D. S. Deorha, *J. Indian Chem. Soc.*, **29**, 545 (1952); *Chem. Abstr.*, **47**, 8738 (1953); *J. Indian Chem. Soc.*, **38**, 41 (1961); *Chem. Abstr.*, **55**, 16526 (1961); *J. Indian Chem. Soc.*, **35**, 681 (1958); *Chem. Abstr.*, **53**, 14092 (1959); H. Goldstein and R. Stamm, *Helv. Chim. Acta*, **35**, 1470 (1952), and previous papers in the series.

(185) E. Müller and G. Zimmermann, *J. Prakt. Chem.*, **111**, 277 (1925).

(186) O. M. Shemyakina, B. M. Bogoslovskii, and M. M. Shemyakin, *Zh. Obshch. Khim.*, **26**, 1940 (1956); *J. Gen. Chem. USSR*, **26**, 2165 (1956).

(187) N. J. Leonard and K. Golankiewicz, *J. Org. Chem.*, **34**, 359 (1969).

(188) T. Curtius and M. Mayer, *J. Prakt. Chem.*, **76**, 369 (1907).

(189) A. K. Macbeth and J. R. Price, *J. Chem. Soc.*, 1637 (1934).

(190) O. L. Brady and J. N. E. Day, *ibid.*, **123**, 2258 (1923).

(191) B. Vis, *Recl. Trav. Chim. Pays-Bas*, **58**, 847 (1939).

(176) S. Gabriel and R. Stelzner, *Chem. Ber.*, **29**, 160 (1896).

(177) Y. Iskander and Y. Riad, *J. Chem. Soc.*, 2054 (1951).

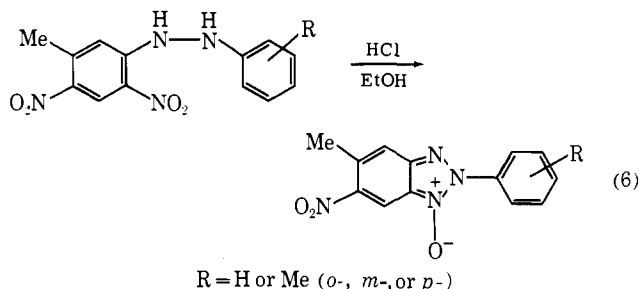
Table XX

Formation of 1-Hydroxy-1,2,3-benzotriazoles by the Base-Catalyzed Cyclization of *o*-Nitroarylhydrazines^a

Product, 1-hydroxy-1,2,3-benzotriazole deriv (141)	Yield, %	Ref
Unsubstituted	90 ¹⁸⁷	182, 185-187
6-Nitro	14, ¹⁸⁶ 70 ¹⁸⁹	186, 188, 189
5-Methyl-6-nitro		190
4-Methyl-6-nitro		190
6-Chloro	64 ^b	191
6-Bromo	66 ¹⁸⁷	187, 191
3-Methyl-4,6-dichloro	43	191
3-Methyl-4,6-dibromo		191
5-Halogeno	68 (for Br)	192
5-Halogeno-6-methyl		192
5,6-Dihalogeno	66 ¹⁸⁷ (for Cl)	187, 192
4,6-Dibromo		192
4,5-Dichloro	85	187
4,5,6-Trichloro	67	187
4,6,7-Trichloro	6	187
4,5,6,7-Tetrachloro	40	187
4-, 5-, 6-, and 7-substituted 2-(<i>p</i> -sulfonylphenyl) ^c	50-71	193
5-Chloro-6-nitro-2-phenyl		194
4,5-Dichloro-6-nitro-2-phenyl		194
4-Chloro-5-bromo-6-nitro-2-phenyl		194
5-Methyl-6-nitro-2-phenyl		195
5-Methyl-6-nitro-2-tolyl (<i>o</i> -, <i>m</i> - and <i>p</i> -)		195

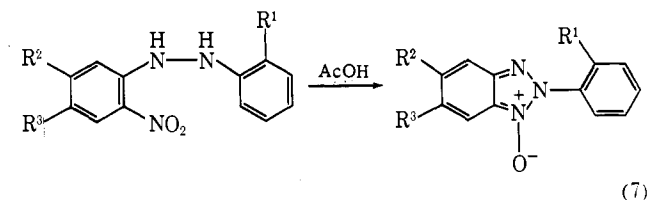
^a The *o*-nitroarylhydrazines are often generated *in situ* from *o*-halogeno-^{186,187} *o*-nitro-,¹⁹¹ and *o*-methoxynitroarenes.¹⁹⁰ ^b As the hydrazine salt. ^c Substituents at positions 4, 5, 6, and 7 include NO₂, Me, and halogen.

A related, though less thoroughly investigated, procedure involves the acid-catalyzed conversion of *o*-nitrohydrazobenzene derivatives into *N*-arylbenzotriazole *N*-oxides, *e.g.*, eq 6 (see ref 195) and 7. Cyclization of *o*-nitrohydrazobenzenes

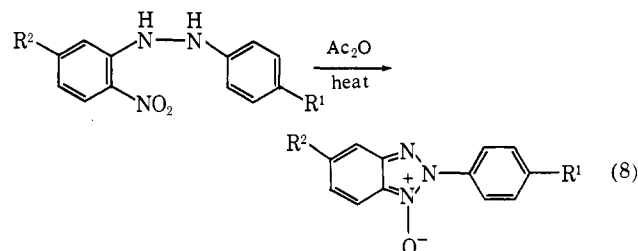


to *N*-arylbenzotriazole *N*-oxides can also be achieved by warming with acetic anhydride (eq 8).

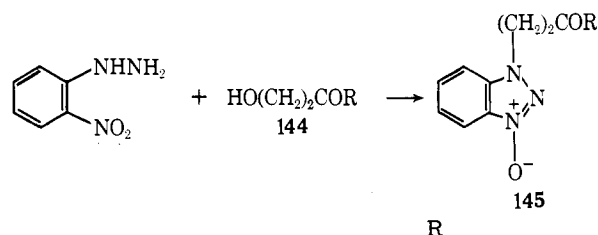
The formation¹⁹⁸ of benzotriazole *N*-oxides (145) from acid-catalyzed reaction of the β -hydroxy ketones 144 with 2,4-dinitrophenylhydrazine is considered^{183a} to involve the



	R ¹	R ²	R ³	Ref
a	SO ₂ NH ₂	H	H	193
b	Me	Cl	NO ₂	194



	R ¹	R ²	Ref	
a	H	Cl	196	yields not quoted
b	NO ₂	Cl	197	



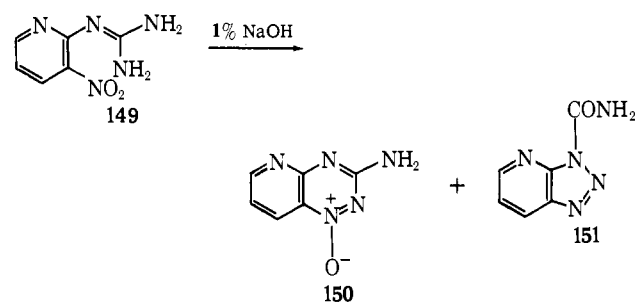
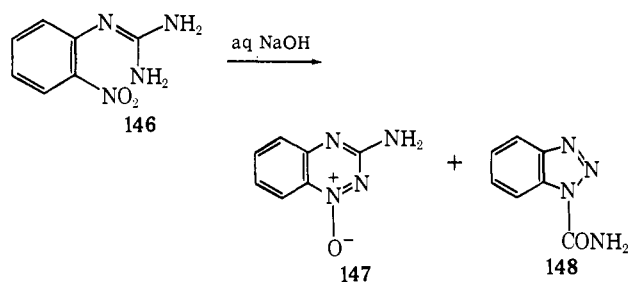
a	Me (26% yield)
b	Et (46% yield)

intermediate formation of pyrazoline derivatives. The *N*-oxide 145a is also produced (56% yield)¹⁹⁸ in a similar reaction of 2,4-dinitrophenylhydrazine with a mixture of cyclohexyloxybutanone and 4-*n*-butoxybutanone, and an analogous product (145b) is formed in 49% yield using 1-ethoxypentan-3-one; the function of the mixed reagent has not been clarified.¹⁹⁸

Benztiazoles, rather than 1-*N*-oxides, are obtained when *o*-nitrohydrazobenzene derivatives or their precursors are heated under reflux in ethanol^{193,194,199} or are treated with potassium iodide in acetic acid.²⁰⁰

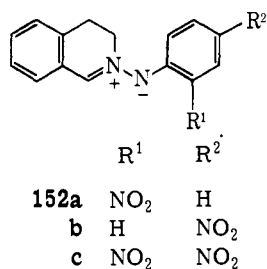
Benztiazole derivatives (148) are also formed as secondary products in the course of the synthesis of benzo-1,2,4-triazine 1-*N*-oxides (147) by the base-catalyzed cyclization of *o*-nitrophenylguanidines (146) (*cf.* section II.F.1).²⁰¹ The triazole 148 has been shown^{201a} to arise by base-catalyzed rearrangement of the *N*-oxide 147. An analogous reaction (149 \rightarrow 150 + 151) occurs in the pyridine series;²⁰² in a separate experiment it has been shown²⁰² that the *N*-oxide 150 is rapidly and efficiently (77% yield) converted to the triazole 151 under the

(192) H. Singh and R. S. Kapil, *J. Org. Chem.*, **25**, 657 (1960).(193) A. Prakash and I. R. Gambhir, *J. Indian Chem. Soc.*, **41**, 845 (1964).(194) R. S. Kapil and S. S. Joshi, *ibid.*, **36**, 417 (1959).(195) M. Giua and M. Giua, *Gazz. Chim. Ital.*, **53**, 165 (1923).(196) A. Mangini and C. Deliddo, *ibid.*, **65**, 214 (1935).(197) A. Mangini, *ibid.*, **65**, 1191 (1935).(198) H. J. Shine, L.-T. Fang, H. E. Mallory, N. F. Chamberlain, and F. Stehling, *J. Org. Chem.*, **28**, 2326 (1963).(199) T. Zincke and E. Scharff, *Justus Liebigs Ann. Chem.*, **370**, 297 (1909).(200) C. Willgerodt and H. Klein, *J. Prakt. Chem.*, **60**, 97 (1899).(201) (a) J. A. Carbon, *J. Org. Chem.*, **27**, 185 (1962); (b) *ibid.*, **26**, 455 (1961).(202) J. A. Carbon and S. H. Tabata, *ibid.*, **27**, 2504 (1962).

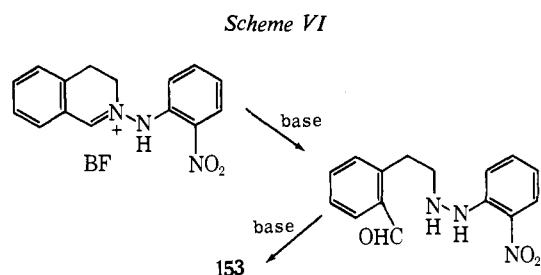
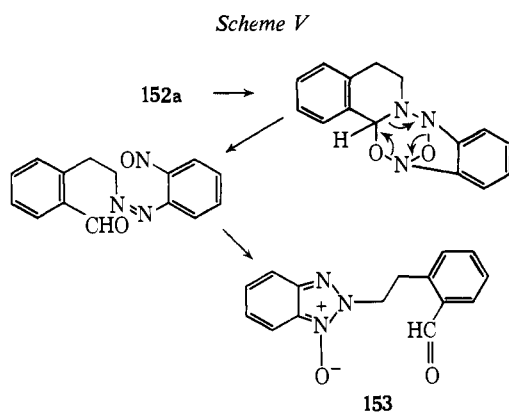


influence of more concentrated alkali (5% aqueous sodium hydroxide).

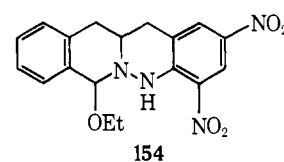
A number of reactions leading to benzotriazole derivatives have been rationalized on the basis of the intramolecular cycloaddition of an *o*-nitro group to an azomethine-imine or nitrile-imine chain. Treatment of 2-(*o*-nitrophenylamino)-3,4-dihydroisoquinolinium bromide with pyridine generates the 1,3-dipole **152a** which can be trapped with phenyl isocyanate.



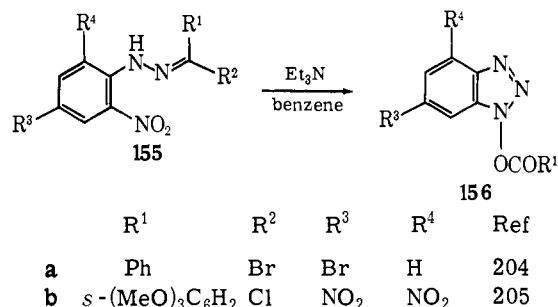
anate.²⁰³ However, whereas the ylide **152b** dimerizes in the absence of dipolarophiles, the isomer **152a** is transformed into the benzotriazole **153** in 86% yield; the mechanism in Scheme V has been suggested.²⁰³



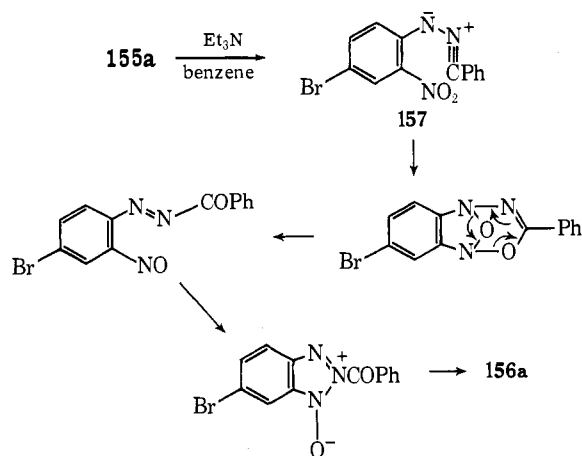
The alternative mechanism⁶ in Scheme VI is not excluded by the available evidence, however. The nitro analog of **153** is formed almost quantitatively from the ylide **152c** in similar fashion, as well as by thermolysis of the closely related ethoxyisoquinoline derivative **154**.²⁰³



In closely related procedures, the hydrazidic halides **155a,b** are converted by treatment with triethylamine into the benzotriazoles **156a,b** in 20 and 71% yields, respectively.^{204, 205} A



mechanism invoking the intermediacy of a nitrile-imine (e.g., **157**) has been suggested,^{204, 205} although such an intermediate could not be trapped (at least in the case of **155a**²⁰⁴) by treatment with phenyl isocyanate.

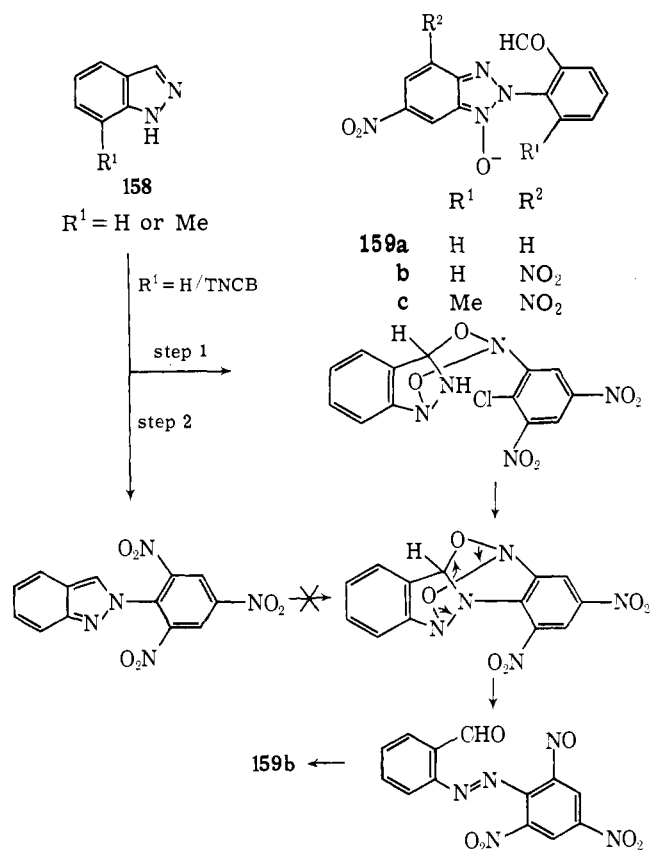


(204) M. S. Gibson, *Chem. Ind. (London)*, 1699 (1965).

(205) R. Huisgen and V. Weberndörfer, *Chem. Ber.*, 100, 71 (1967).

(203) R. Grashey, *Angew. Chem. Int. Ed. Engl.*, 1, 158 (1962).

Scheme VII



The recently reported^{206, 207} synthesis of 2-(2'-formylaryl)-substituted benzotriazole 1-*N*-oxides (159) by the reaction of indazoles 158 with 2,4-dinitrofluorobenzene (DNFB) or 2,4,6-trinitrochlorobenzene (TNCB) is also considered²⁰⁷ to involve a cycloaddition step which precedes intramolecular nucleophilic displacement of chlorine (step 1 rather than step 2 in Scheme VII).

2. Benzo-2,1,3-oxadiazoles (Benzofurazans)

Benzofurazans are normally prepared by the reduction of benzofuroxans with, for example, hydroxylamine in alkaline solution^{208a} or with trimethyl phosphite.^{208b} Recently a useful synthetic method (*cf.* 160 → 161) involving the thermolysis of methyl *N*-(*o*-nitroaryl)carbamates has been reported.¹⁷¹ The yields are not particularly high (Table XXI), but the method is direct and the starting materials are readily available.

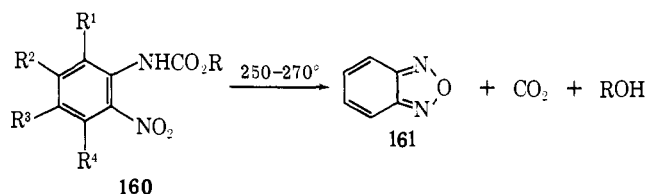


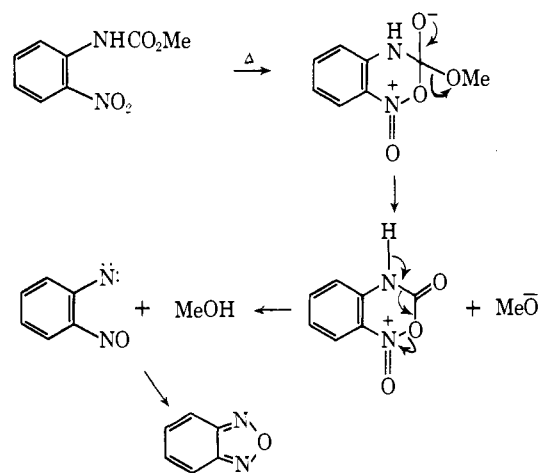
Table XXI

Benzofurazans (161) from the Thermolysis of Methyl *N*-(*o*-Nitroaryl)carbamates (160, R = Me) at 250–270°C¹⁷¹

R ¹	Compound 160 R ²	R ³	R ⁴	Product 161, % yield
Me	H	H	H	30
MeO	H	H	H	30
H	MeO	H	H	20
H	Me	H	H	50
H	H	H	H	50
H	Cl	H	H	40
H	NO ₂	H	H	35
H	Me	Me	H	48
H	H	Me	H	46
H	H	Cl	H	20
H	H	H	Me	50

The benzofurazans probably arise directly from the carbamate esters rather than from an intermediate *o*-nitroaryl isocyanate since pyrolysis of *o*-nitrophenyl isocyanate under conditions identical with those used for the carbamates gave a much reduced yield (20%) of benzofurazan.¹⁷¹ The preferred substrate in these reactions is the methyl ester (160, R = Me) rather than the homologous esters (160, R = Et, *i*-Pr) which on pyrolysis produce undesirable by-products containing alkenes; the use of aryl carbamates (160, R = Ph, *p*-MeOC₆H₄, *p*-O₂NC₆H₄) resulted either in noticeably lower yields of benzofurazans or complete inhibition of the reaction. Attempts to obtain kinetic data in a variety of solvents were unsuccessful, but the mechanism in Scheme VIII has been proposed.¹⁷¹

Scheme VIII



3. Benzo-2,1,3-oxadiazole 1-*N*-Oxides (Benzofuroxans)

With few exceptions the available methods²⁰⁹ for the synthesis of benzofuroxans involve nitro-group side-chain interactions. Excellent yields of benzofuroxans are obtained by oxidizing *o*-nitroaniline derivatives with aqueous alkaline hypochlo-

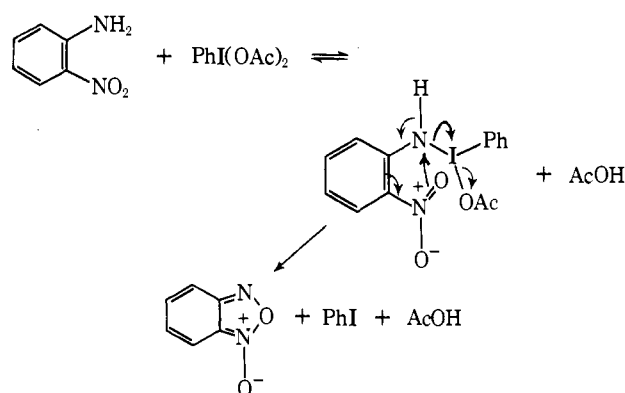
(206) J. Elguero, A. Fruchier, and R. Jacquier, *Bull. Soc. Chim. Fr.*, 2619 (1967).

(207) J. Elguero, A. Fruchier, R. Jacquier, and U. Scheidegger, *ibid.*, 3331 (1968).

(208) (a) R. J. Gaughran, J. P. Picard, and J. V. R. Kaufman, *J. Amer. Chem. Soc.*, 76, 2233 (1954); (b) A. J. Boulton, A. C. Gripper-Gray, and A. R. Katritzky, *J. Chem. Soc.*, 5958 (1965).

(209) A. J. Boulton and P. B. Ghosh, *Advan. Heterocycl. Chem.*, 10, 1 (1969).

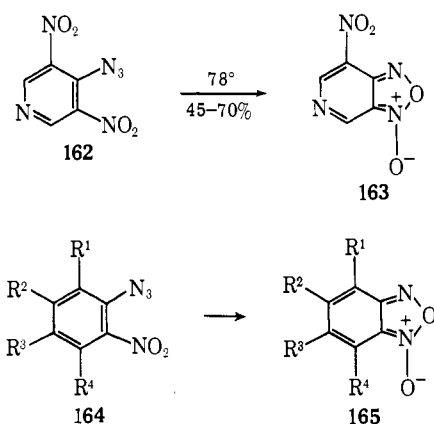
Scheme IX



rite;²¹⁰ phenyliodoso acetate in benzene solution²¹¹ has also been used as an oxidant, but this procedure is occasionally unsatisfactory. For example,^{211a} oxidation of 3-chloro-, 3-methyl-, and 3-methoxy-2-nitroanilines gives a mixture of the benzofuroxan, azo compound, and tars; 4-methoxy-2-nitroaniline yields tars and a small quantity of azo compound; the 6-methoxy analog gives tars and a low yield of benzofuroxan; and 6-methyl-2-nitroaniline affords only tars. When the solvent is changed from benzene to acetic acid, all substituted 2-nitroanilines yield azo compounds and/or tars, and no product of oxidative cyclization can be isolated.

The mechanism originally proposed^{211a,b} for benzofuroxan formation has recently been considerably modified²¹² (*cf.* Scheme IX) in the light of kinetic investigations. This modified mechanism is in accord with the behavior²¹³ of 2-nitroiodobenzene dichloride in which the nitro group acts as a neighboring nucleophile in the displacement of chlorine.

Benzofuroxans can also be prepared, often in good yields, by the thermolysis or photolysis of *o*-nitroarylazides (*e.g.*, **162** → **163**)²¹⁴ and (**164** → **165**); some representative examples are shown in Table XXII (*cf.*, also ref 183c).



- (210) A. G. Green and F. M. Rowe, *J. Chem. Soc.*, 101, 2443 (1912); F. M. Rowe and J. S. H. Davies, *ibid.*, 117, 1344 (1920).
 (211) (a) L. K. Dyall and K. H. Pausacker, *Aust. J. Chem.*, 11, 491 (1958); (b) K. H. Pausacker and J. G. Scroggie, *J. Chem. Soc.*, 4499 (1954); (c) K. H. Pausacker, *ibid.*, 1989 (1953).
 (212) L. K. Dyall and J. E. Kemp, *Aust. J. Chem.*, 20, 1625 (1967); L. K. Dyall, J. O. M. Evans, and J. E. Kemp, *ibid.*, 21, 409 (1968).
 (213) L. J. Andrews, R. M. Keefer, and E. A. Jeffrey, *J. Org. Chem.*, 30, 617 (1965).
 (214) A. S. Bailey, M. W. Heaton, and J. I. Murphy, *J. Chem. Soc. C*, 1211 (1971).

Table XXII

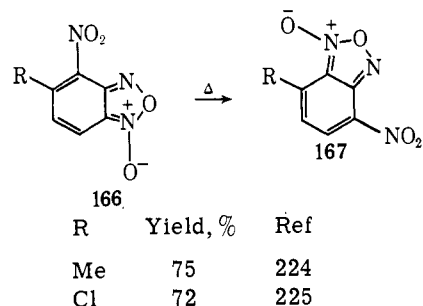
Benzofuroxan Derivatives (**165**) from Thermolysis of *o*-Nitroarylazides (**164**)

Compound 164				Pyrolysis temp, °C	Yield of benzofuroxan derivative (165), %	Ref
R ¹	R ²	R ³	R ⁴			
H	H	H	H	100	80	215
Ph	H	H	H	120	55 ^a	216
Ph	H	NO ₂	H	120	83 ^a	216
H	H	NO ₂	H	75	93	217
H	N ₃	NO ₂	H	80-85	<i>b</i>	217
H	Cl	NO ₂	H	100	<i>b</i>	218
H	NO ₂	NO ₂	H	100	50	218
H	Cl	Cl	H	Not quoted	64	219
H	H	NHAc	H	118	90	220
H	H	CO ₂ H	H	110	70	220
H	NMe ₂	H	H	110	88	220
H	NMe ₂	Cl	H	110	95	220
Br	Br	H	H	110	88	221
Br	H	Br	H	110	82	221
Br	H	H	Br	110	71	221

^a Also obtained in similar yields by photolysis. ^b Yield not quoted.

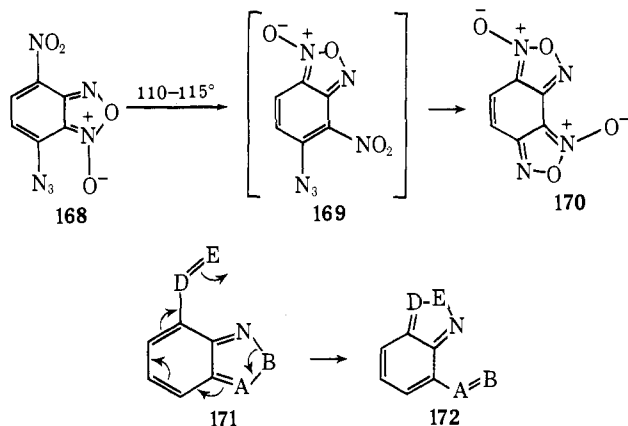
The lower temperatures (<120°) required to effect thermolysis of *o*-nitroaryl azides, as compared with aryl azides in general (140-170°), have been rationalized²²² in terms of a mechanism involving participation by the *o*-nitro group in the expulsion of nitrogen from the azide side chain. Such a concerted process is in accord with the low entropies of activation observed²²³ for pyrolyses of this type.

A closely related process is presumably involved in the thermal isomerization of nitrobenzofuroxans (**166** → **167**). A related rearrangement is involved in the conversion of the

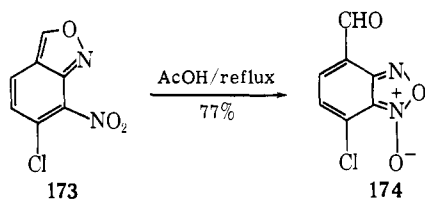


- (215) P. A. S. Smith and J. H. Boyer, *Org. Syn.*, 31, 14 (1951).
 (216) P. A. S. Smith and B. B. Brown, *J. Amer. Chem. Soc.*, 73, 2435 (1951).
 (217) R. J. Gaughran, J. P. Picard, and J. V. R. Kaufman, *ibid.*, 76, 2233 (1954).
 (218) A. S. Bailey and J. R. Case, *Tetrahedron*, 3, 113 (1958).
 (219) A. J. Boulton, A. C. Gripper-Gray, and A. R. Katritzky, *J. Chem. Soc. B*, 909 (1967).
 (220) A. J. Boulton, P. B. Ghosh, and A. R. Katritzky, *J. Chem. Soc. C*, 971 (1966).
 (221) W. Moje, *J. Org. Chem.*, 29, 3722 (1964).
 (222) *Cf.* ref 89 and references cited therein.
 (223) *Cf.* R. A. Abramovitch and E. P. Kyba in "Chemistry of the Azido Group," S. Patai, Ed., Wiley-Interscience, New York, N. Y., 1971, p 261.
 (224) (a) A. J. Boulton and A. R. Katritzky, *Proc. Chem. Soc., London*, 257 (1962); (b) *Rev. Chim., Acad. Repub. Pop. Roum.*, 7, 691 (1962).
 (225) A. J. Boulton, A. C. Gripper-Gray, and A. R. Katritzky, *J. Chem. Soc.*, 5958 (1965).

azide **168** at 110–115° into the furoxanobenzofuroxan **170**.²²⁵ The azidobenzofuroxan **169** is a plausible intermediate in this reaction. Rearrangements of the type **166** → **167** are members of a general type of process that can be represented^{224b} by **171** → **172** where A and D may be N, N⁺-O⁻, or CR and B and E may be O, NR, or CHR (*cf.* ref 226).



A large number of new benzofuroxans of the types **166** and **167** (R = substituted amino) have now been prepared,²²⁷ and their behavior in relation to the Boulton-Katritzky rearrangement²²⁴ has been evaluated. The recently reported²²⁸ thermal rearrangement of 6-chloro-7-nitroanthranil (**173**) into 7-chloro-4-formylbenzofuroxan (**174**) provides the first example of a benzofuroxan being formed by an isomerization of the general type not involving another benzofuroxan.



D. SIX-MEMBERED HETEROCYCLES CONTAINING ONE HETEROATOM

1. Quinolines

Treatment of the *o*-nitrobenzylidene derivatives (**175**) of a variety of active methylene compounds with aqueous ethanolic potassium cyanide affords, in addition to 1-hydroxyindoles (*cf.* section II.A.1), moderate yields of otherwise inaccessible quinoline *N*-oxides (**177**) (Table XXIII).^{13–15} In general, the use of strongly basic catalysts and the presence of powerfully electron-withdrawing substituents in the *o*-nitrobenzylidene derivative favor the formation of the quinoline *N*-oxide as opposed to formation of the 1-hydroxyindole in such reactions. As in the reactions leading to 1-hydroxyindoles (*cf.* section II.A.1), the quinoline *N*-oxides (**177**) are probably formed by the base-catalyzed cyclization of hydrogen cyanide adducts (**176**) which are not normally isolated. This course is supported by the smooth cyclization of the preformed ad-

Table XXIII

Base-Catalyzed Transformation of *o*-Nitrobenzylidene Derivatives and Related Compounds into Quinoline *N*-Oxides

Starting material	Reaction conditions	Product	Yield, %	Ref
175a	KCN-H ₂ O-EtOH/reflux/15 min	177a	27	13
175b	50% aq KCN-EtOH/100°/10 min	177b	46	14
175c	50% aq KCN-EtOH/100°/10 min	177b	20	14
175d	50% aq KCN-EtOH/room temp/20 min	177c	41	15
175e	20% aq KCN-EtOH/warm	177d	3	15
		178a	68	
175f	20% aq KCN-EtOH/reflux/30 min	177e	<i>a</i>	15
175g	10% aq KCN-EtOH/reflux/0.5 hr	177f	8	15
		178a	54	
176g	NaOEt-EtOH/room temp/15 hr	177g	56	15

^a Yield not quoted.

ducts **176a** and **176g** in warm aqueous ethanolic potassium cyanide to the quinoline *N*-oxides **177a** and **177g**. The hydrolysis of the cyano group implicit in the formation of the latter product is also a feature of the reactions¹⁵ **175d** → **177c** and **175f** → **177e** (Table XXIII). In the reactions of the compounds **175e** and **175g** with aqueous ethanolic potassium cyanide, the expected nitriles **177d** and **177f** are accompanied by the imides **178a,b** which are presumably formed by cyclization of intermediate amido esters (*i.e.*, **177d** and **177f**, CONH₂ for CN).

Conversion of the adducts **176** into quinoline *N*-oxides (**177**) is thought to involve the cyclization of intermediate hydroxylaminobenzenes produced by an intramolecular redox process.⁸ The transformations²²⁹ **179** → **180a** or **180b**, on the other hand, represent simple intramolecular aldol-type processes which have their counterparts in the cyclizations of nitrobiphenyl derivatives discussed later. A closely related process is the base-catalyzed conversion of *o*-nitroveratrylidene succinic acid (**181**) into the quinoline *N*-oxide **182**.²³⁰

In addition to the indoxylic acid (**18**) (*cf.* section II.A.3), the base-catalyzed condensation of *o*-nitrobenzaldehyde with 1-indanone affords³¹ the quinolinoindanone *N*-oxide (**183**) (yield 50%).

Tautomeric 1-hydroxyquinolin-4(1*H*)-ones (**186**) are obtained in excellent yield by condensing *o*-nitrobenzaldehydes (**184**) with certain activated methylene compounds (**185**) in inert solvents using hydrogen halides as catalysts (Table XXIV).^{141,231} The *o*-nitrobenzylidene derivatives (*i.e.*, **187**) are probable intermediates in these reactions and in certain cases (*cf.* **187a-c**) are converted under similar conditions into the corresponding *N*-hydroxyquinolones (Table XXIV).^{141,231} The use of hydrogen chloride as the catalyst results in chlorination of the 6 position in the product **186**.

When this position is blocked, substitution takes place at the 8 position (Table XXIV).^{141,231} In contrast, hydrogen bromide, or hydrogen chloride in the presence of a mild reducing agent such as quinol, promotes condensation without entry of halogen (Table XXIV).¹⁴¹ Mechanistically these

(226) (a) A. J. Boulton, P. B. Ghosh, and A. R. Katritzky, *Angew. Chem., Int. Ed. Engl.*, **3**, 693 (1964); (b) *J. Chem. Soc. B*, 1004 (1966); (c) *ibid.*, 1011 (1966).

(227) P. B. Ghosh, *ibid.*, 334 (1968).

(228) A. J. Boulton and R. C. Brown, *J. Org. Chem.*, **35**, 1662 (1970).

(229) A. Zaki and Y. Iskander, *J. Chem. Soc.*, 68 (1943); J. P. Cairns, J. D. Loudon, and A. S. Wylie, unpublished work; *cf.* ref 6.

(230) Y. Ahmad and S. A. Shamsi, *Bull. Chem. Soc. Jap.*, **39**, 195 (1966).

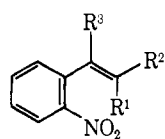
(231) J. D. Loudon and I. Wellings, *J. Chem. Soc.*, 3470 (1960).

Table XXIV

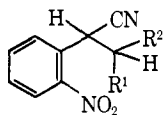
N-Hydroxyquinolin-4(1*H*)-ones 186 and 189

Starting material	Reaction conditions ^d	Product	Yield, %	Ref
184a + 185a	HCl-ether/8 hr	186b	<i>a</i>	231
184a + 185a	HBr-ether/48 hr	186a	60	141
187a	HCl-ether/8 hr	186b	<i>a</i>	231
187a	HBr-ether/48 hr	186a	60	141
187b	HCl-quinol-THF/48 hr	186c	90	141
184b + 185b	HCl-ether/48 hr	186d ^c	60	141
188a	HCl-ether/24 hr	189b	43	232
188a	HCl-ether/20 hr	189b	69 ^b	233
188a	HBr-ether/48 hr	189a	31	232

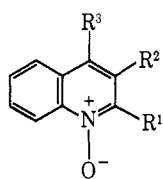
^a Based on starting materials consumed. ^b Hydrochloride. ^c 187c also isolated in 30% yield. ^d Room temperature in each case.



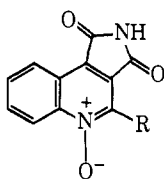
	R ¹	R ²	R ³
175a	CO ₂ Et	CO ₂ Et	H
b	Ph	CN	H
c	Ph	H	CN
d	COMe	COMe	H
e	COMe	CO ₂ Et	H
f	COPh	COPh	H
g	COPh	CO ₂ Et	H



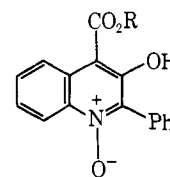
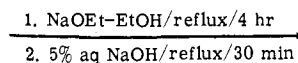
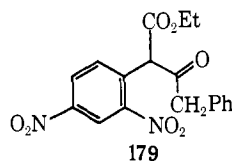
	R ¹	R ²
176a	CO ₂ Et	CO ₂ Et
b	Ph	CN
c	COMe	COMe
d	COMe	CO ₂ Et
e	COPh	COPh
f	COPh	CO ₂ Et
g	COPh	CH ₂ COPh



	R ¹	R ²	R ³
177a	OH	CO ₂ Et	CN
b	NH ₂	Ph	CN
c	Me	COMe	CONH ₂
d	Me	CO ₂ Et	CN
e	Ph	COPh	CONH ₂
f	Ph	CO ₂ Et	CN
g	Ph	CH ₂ COPh	CONH ₂

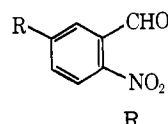
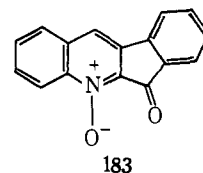
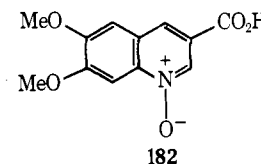
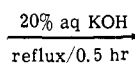
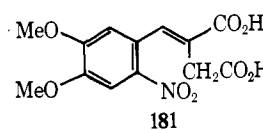


	R
178a	Me
b	Ph

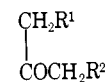


R	Yield, %
180a	H
b	Et

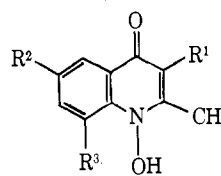
not quoted



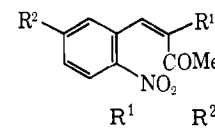
	R
184a	H
b	Cl



	R ¹	R ²
185a	COMe	H
b	CO ₂ Et	H



	R ¹	R ²	R ³
186a	COMe	H	H
b	COMe	Cl	H
c	CO ₂ Et	H	H
d	CO ₂ Et	Cl	Cl



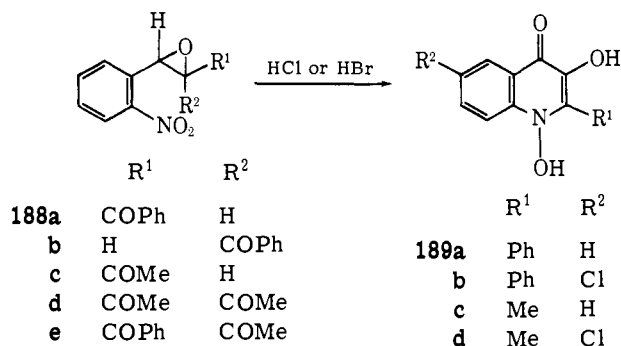
	R ¹	R ²
187a	COMe	H
b	CO ₂ Et	H
c	CO ₂ Et	Cl
d	CO ₂ Et	Br

chlorinated *N*-hydroxyquinolones (189b,d).^{232,233} The use of hydrogen bromide or hydrogen chloride-quinol as the catalyst in these reactions again gives chlorine-free products (e.g., 189a and 189c) (Table XXIV).^{232,233} A marked enhancement in yield is observed²³² in the conversion of the cis epoxide 188b to the *N*-hydroxyquinolone 189b. The diacyl epoxides 188d,e likewise afford high yields of the chloro-*N*-hydroxy-

cyclization reactions are analogous to the Zincke-Siebert anthranil synthesis (cf. section II.B.5).⁶ In closely related processes the substituted *trans*-*o*-nitrophenylethylene oxides (188a,c) are converted in ethereal hydrogen chloride to the

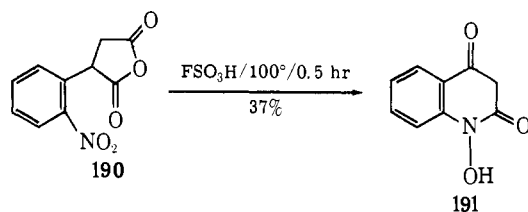
(232) T. W. M. Spence and G. Tennant, *Chem. Commun.*, 1100 (1970); *J. Chem. Soc. C*, 3712 (1971).

(233) I. P. Sword, *ibid.*, 820 (1971).



quinolone **189d** (Table XXIV).²³² The increased efficiency of these reactions compared with those of the trans epoxides **188a,c** (Table XXIV) is attributed to the steric effect of the *cis*-acyl group in compounds **188b** and **188d,e**.

o-Nitrophenylsuccinic anhydride (**190**) reacts with fluoro-sulfonic acid to give, in addition to 3-carboxymethylantranil (cf. section II.B.5), the quinoline hydroxamic acid (**191**) which is probably derived by subsequent rearrangement of the anthranil product.¹⁶⁶



2. Isoquinolines

Simple isoquinoline derivatives are not available by processes involving substituent interaction in ortho-substituted nitrobenzene derivatives. However, Kröhnke²³⁴ has recently reported a number of cyclizations to polycyclic isoquinoline systems which involve the novel intramolecular displacement of aromatic nitro groups by nucleophilic carbon. Reactions 9 and 10 are typical examples of these cyclizations which proceed in excellent yield with a wide variety of heterocyclic substrates.

In general these cyclizations are carried out by treating the requisite substrate in dimethyl sulfoxide at room temperature for 3 hr with piperidine.²³⁴

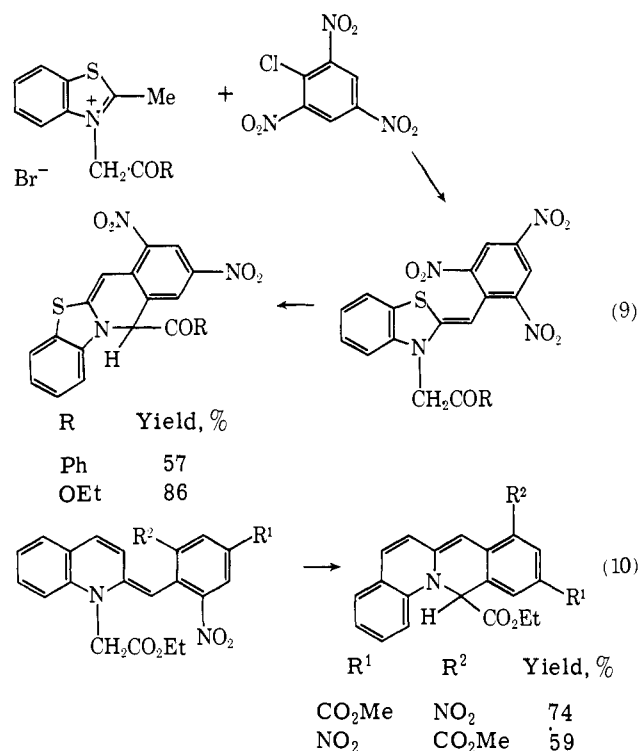
3. Acridines

In addition to anthranils (cf. section II.B.5) the condensation of *o*-nitrobenzaldehydes (**192**) with aromatic hydrocarbons (**193**) in cold concentrated sulfuric acid affords low yields of the corresponding acridones (**195**)^{135, 137, 138, 235-237} and alkali-soluble products^{137, 138, 139, 238, 239} formulated^{134, 240} as *N*-hydroxyacridones (**195**) (Table XXV). However, acridones (**194**)

Table XXV
Formation of Acridones (**194**) and *N*-Hydroxyacridones (**195**) by the Acid-Catalyzed Condensation of *o*-Nitrobenzaldehydes (**192**) with Benzene Derivatives (**193**)

Starting material	Reaction conditions	Product	Yield, %	Ref
192a + 193a	Concd H ₂ SO ₄ /24°/24 hr	195a	7	134
192a + 193a	Concd H ₂ SO ₄ /24°/5 hr	195a	14	238
192a + 193a	Concd H ₂ SO ₄ -NaNO ₂ /24°/120 hr	194a	42	241
192a + 193a	Polyphosphoric acid/96-100°/5 hr	194a	17	245
192a + 193d	Concd H ₂ SO ₄ /24°/5 hr	195b	<i>b</i>	238
192b + 193a	Concd H ₂ SO ₄ /24°/24 hr	194b	80	135, 235
192b + 193b	<i>a</i>	195c	<i>b</i>	139
192b + 193b	Concd H ₂ SO ₄ /24°/24 hr	194c	<i>b</i>	237
192b + 193c	Concd H ₂ SO ₄ /24°/24 hr	194d	38	236
192b + 193d	Concd H ₂ SO ₄ /24°/24 hr	194e	<i>b</i>	235, 237
192b + 193e	Concd H ₂ SO ₄ -NaNO ₂ /24°/48 hr	194f	25	138
		195d	17	
192b + 193f	<i>a</i>	194g	19	
		195e	<i>b</i>	137
192c + 193d	Concd H ₂ SO ₄ /24°/24 hr	195f	<i>b</i>	239
192c + 193e	Concd H ₂ SO ₄ /24°/24 hr	195g	<i>b</i>	239

^a Data not available. ^b Yield not quoted.



are obtained in moderate to good yield in these reactions in the presence of sodium nitrite (Table XXV).^{138, 241} Acridone formation almost certainly involves rearrangement of intermediate anthranils catalyzed by sodium nitrite.^{147, 236, 241-244a} These reactions are of considerable mechanistic interest in

(234) D. B. Reuschling and F. Kröhnke, *Chem. Ber.*, **104**, 2110 (1971).

(235) I. Tanasescu, *Bull. Soc. Chim. Fr.*, **41**, 528 (1927).

(236) K. Lehmsstedt, *Chem. Ber.*, **65**, 999 (1932).

(237) I. Tanasescu and M. Macarovicu, *Bull. Soc. Chim. Fr.*, **53**, 372 (1933).

(238) I. Tanasescu and E. Ramontianu, *ibid.*, **1**, 547 (1934).

(239) I. Tanasescu and M. Macarovicu, *ibid.*, **4**, 240 (1937).

(240) A. Kliegl and A. Fehrle, *Chem. Ber.*, **47**, 1629 (1914); A. Kliegl and A. Brosamle, *ibid.*, **68**, 197 (1935); K. Lehmsstedt, *ibid.*, **68**, 1455 (1935); **70**, 172 (1937).

(241) K. Lehmsstedt, *ibid.*, **65**, 834 (1932).

(242) E. Bamberger, *ibid.*, **42**, 1707 (1909).

(243) F. R. Bradbury and W. H. Linnell, *J. Chem. Soc.*, 377 (1942).

(244) (a) A. Kliegl, *Chem. Ber.*, **42**, 591 (1909); (b) R. Kwok and P. Franc, *J. Org. Chem.*, **33**, 2880 (1968).

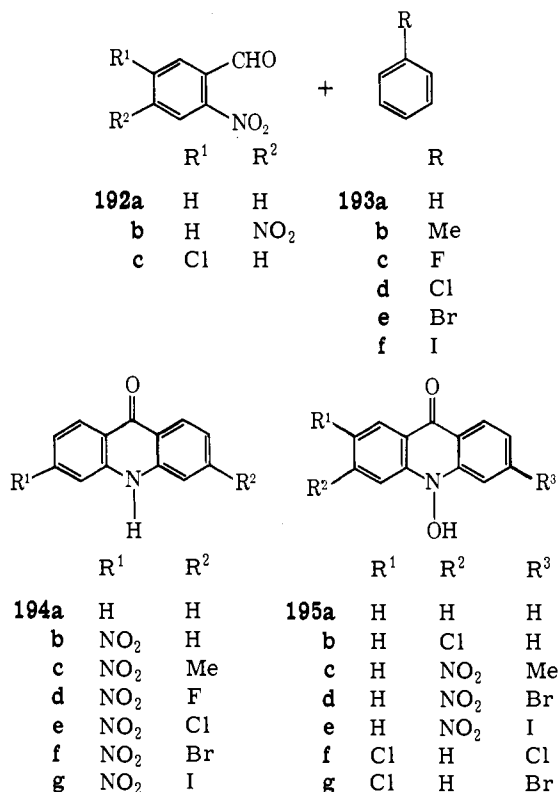
Table XXVI

Formation of Acridones (197) from *o*-Nitrodiphenylmethane Derivatives (196)

Starting material (196)	Reaction conditions	Product (197)	Yield, %	Ref
b	Concn H ₂ SO ₄ -NaNO ₂ /room temp/few min	a	70	147
a	Liq paraffin/heat	a	35-38	244
c	Liq paraffin/210°/15 min	b	30	148
c	Liq paraffin/300-360°/30 min	b	88	148

view of the recently reported^{244b} thermal isomerization of 3-arylanthranils to acridones *via* nitrene intermediates.

Treatment of *o*-nitrobenzhydrol (196b) in concentrated sulfuric acid with sodium nitrite, in contrast to treatment with sulfuric acid alone (*cf.* section II.B.5), affords acridone (197a) in good yield¹⁴⁷ (Table XXVI). Polyphosphoric acid alone is reported²⁴⁶ to promote the condensation of *o*-nitrobenzaldehydes with benzene derivatives to afford acridones (Table XXV) and has been used to prepare benzacridones (*e.g.*, 192a + 198 → 199). Acridones are also formed, albeit in variable yield (Table XXVI), by the pyrolysis of *o*-nitrodiphenylmethane derivatives (*e.g.*, 196a,c → 197a,b).^{148,244}



4. Phenanthridines

The base-catalyzed cyclization of 2-nitrobiphenyl derivatives (200) having an activated methylene group in the 2' position provides a valuable synthetic route to phenanthridine *N*-oxides (201) (Table XXVII).^{246,247} Only strong bases catalyze

(245) I. Tanasescu, M. Ionescu, I. Goia, and H. Mantsch, *Bull. Soc. Chim. Fr.*, 698 (1960).

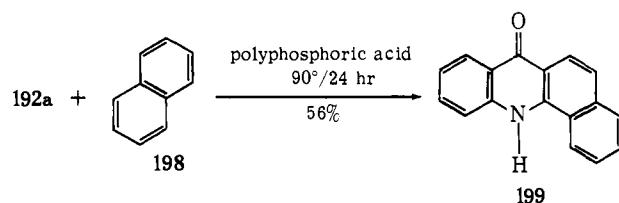
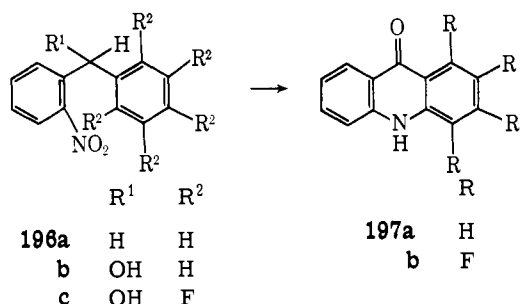
(246) C. W. Muth, J. C. Eilers, and O. F. Folmer, *J. Amer. Chem. Soc.*, 79, 6500 (1957).

(247) C. W. Muth, N. Abraham, M. L. Linfield, R. B. Wotring, and E. A. Pacovsky, *J. Org. Chem.*, 25, 736 (1960).

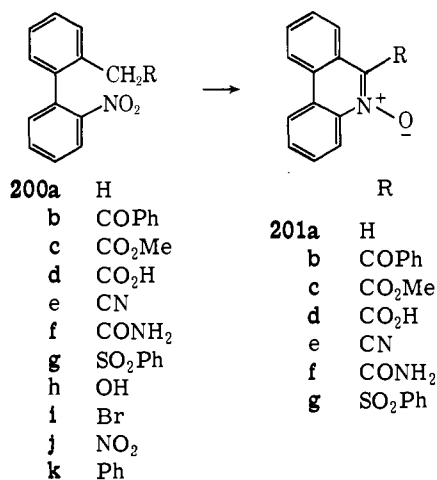
Table XXVII

The Base-Catalyzed Cyclization of *o*-Nitrobiphenyl Derivatives (200) to Phenanthridine *N*-Oxides (201)

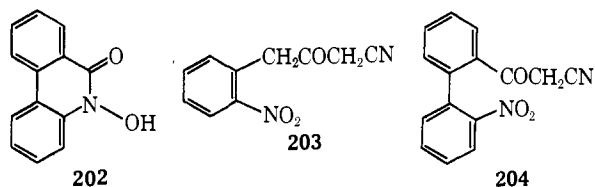
Starting material 200	Reaction conditions	Product	Yield, %	Ref
b	NaOH-MeOH/room temp/20 min	201a	82	247
b	NaOH-MeOH/reflux/1 hr	201a	88	247
c	NaOMe-MeOH/reflux/10 min	201c	55	246
c	NaOH-MeOH/reflux/5 min	201a	43	246
e	NaOH-MeOH/33°/8 min	201e	87	246
f	NaOH-MeOH/reflux/10 min	201f	20	246
		201a	61	
i	KCN-H ₂ O-EtOH/reflux/0.5 hr	201e	64	246
g	NaOH-MeOH/100°/1.5 hr	202	80	247



these cyclizations which proceed in moderate to good yield. Weak bases (*e.g.*, ammonia) and mineral acids are without effect.²⁴⁶ Cyclization of the ketone 200b proceeds with loss of the benzoyl group giving phenanthridine *N*-oxide (201a) in good yield (Table XXVII).²⁴⁷ At high base concentrations the ester 200c is likewise converted to phenanthridine *N*-oxide (201a) presumably by hydrolysis and decarboxylation of the ester *N*-oxide 201c which can be isolated at low base concentrations.²⁴⁶ Cyclization of the benzenesulfonyl derivative 200g also fails to afford the expected sulfone 201g. Instead the



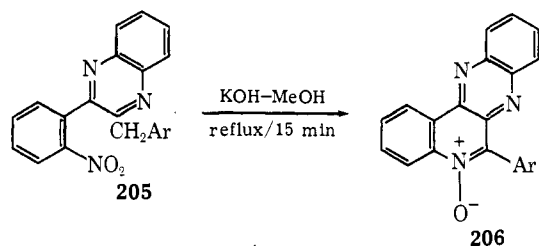
product is the cyclic hydroxamic acid **202** derived by nucleophilic displacement of the benzenesulfonyl group in the sulfone **201g**. As might be expected, the nitrile **200e** undergoes cyclization at a somewhat faster rate than the amide **200f**.²⁴⁶ In both cases the expected phenanthridine *N*-oxides **201e,f** are obtained (Table XXVII).²⁴⁶ The formulation of these cyclizations as intramolecular aldol-type condensations is supported by the structures of the products and by the re-



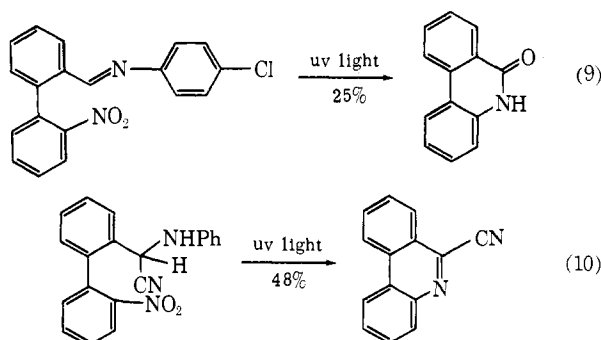
quirement for successful cyclization of powerful electron withdrawal by the substituent R in **200**. Thus, cyclization fails in the case of the biphenyl derivatives **200a**, **200d**, and **200h-k**.^{246,247} The failure of the nitro derivative **200j** to undergo cyclization is surprising, but this result should be treated with reserve since there is some doubt²⁴⁶ as to the identity of the compound subjected to cyclization. Attempts to extend the cyclization **200** → **201** to the nitro compounds **203** and **204** were unsuccessful.²⁴⁷

Cyclization procedures that are closely related to the biphenyl type **200** → **201** are the base-catalyzed transformations of *o*-nitrophenylquinoxalines (**205**) into quinolino[3,4-*b*]quinoxaline *N*-oxides (**206**).²⁴⁸

Phenanthridine derivatives are also formed in moderate yield by the photocyclization of *o*-nitrobiphenyl derivatives²⁴⁹ as exemplified by reactions 9 and 10. The mechanisms of these



- Ar
- a mesityl
 - b *p*-tolyl
 - c *p*-chlorophenyl
 - d *o*-chlorophenyl
 - e phenyl



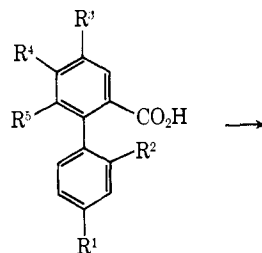
(248) R. P. Barnes, J. H. Graham, and M. A. Salim Qureshi, *J. Org. Chem.*, **28**, 2890 (1963).

(249) E. C. Taylor, B. Furth, and M. Pfau, *J. Amer. Chem. Soc.*, **87**, 1400 (1965).

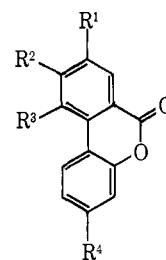
reactions and the role of oxazetidine intermediates in process **10** have been discussed.^{249,250}

5. Benzo[*c*]coumarins

A novel route to benzo[*c*]coumarins (**208**) was discovered by Hey, *et al.*,²⁵¹ in the course of their studies on the decarboxylation of biphenylcarboxylic acids (**207**). In contrast to the be-



	R ¹	R ²	R ³	R ⁴	R ⁵
207a	NO ₂	H	NO ₂	H	H
b	H	NO ₂	NO ₂	H	H
c	H	NO ₂	H	H	H
d	MeO	NO ₂	MeO	MeO	MeO



	R ¹	R ²	R ³	R ⁴
208a	NO ₂	H	H	H
b	H	H	H	H
c	MeO	MeO	MeO	MeO

havior of 4,4'-dinitrobiphenyl-2-carboxylic acid (**207a**) which undergoes decarboxylation in conventional fashion, the 2',4'-dinitro isomer (**207b**) when boiled with copper chromite in quinoline affords 3-nitrobenzo[*c*]coumarin (**208a**) in moderate yield (Table XXVIII). Benzo[*c*]coumarin (**208b**) is similarly obtained from 2'-nitrobiphenyl-2-carboxylic acid (**207c**). Subsequent experiments demonstrated that these novel intramolecular nucleophilic displacements occur in boiling quinoline alone, or in boiling xylene or tetralin in the presence of piperidine. More recently, another example of a cyclization of this type (*i.e.*, **207d** → **208c**) has been reported.²⁵² In support of the contention that these reactions are examples of the intramolecular nucleophilic displacement of aromatic nitro groups, the sodium salt of the acid **207c** is cyclized thermally to afford the benzocoumarin **208b** in high yield.²⁵¹ In contrast the acid **207c** is thermally stable.²⁵¹ The readiness with which the cyclizations **207** → **208** take place is ascribed²⁵¹ to the favorable juxtaposition of the nitro and carboxyl groups. In this respect, it is noteworthy that attempted²⁵³ cyclizations of

(250) E. C. Taylor and R. E. Buntrock, *J. Org. Chem.*, **36**, 634 (1971).

(251) D. H. Hey, J. A. Leonard, and C. W. Rees, *J. Chem. Soc.*, 4579 (1962).

(252) K. B. L. Mathur and K. P. Sarbhai, *Tetrahedron Lett.*, 1743 (1964).

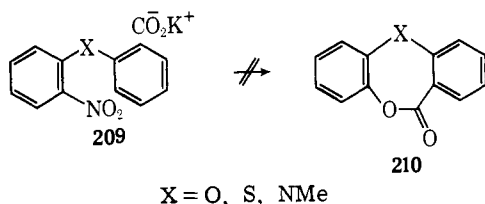
(253) D. M. Collington, D. H. Hey, and C. W. Rees, *J. Chem. Soc. C*, 1030 (1968).

Table XXVIII

Base-Catalyzed Formation of Benzo[*c*]coumarins (208) from 2'-Nitrobiphenyl-2-carboxylic Acids (207)

Starting material (207)	Reaction conditions	Product (208)	Yield, %	Ref
b	Copper chromite-quinoline/reflux/3 hr	a	49	251
c	Copper chromite-quinoline/reflux/0.5 hr	b	83	251
c	Quinoline/reflux/30 min	b	88	251
c	5% piperidine-xylene/reflux/24 hr	b	98	251
c	5% piperidine-tetralin/reflux/3 hr	b	60	251
d	Quinoline/reflux/1 hr	c	50	252

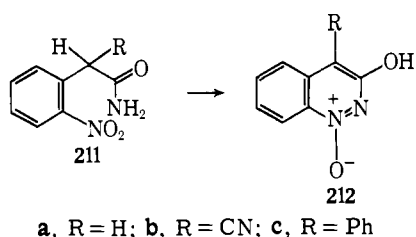
the type 209 → 210 failed to occur, presumably due to the less favorable steric situation.



E. SIX-MEMBERED HETEROCYCLES CONTAINING TWO HETEROATOMS

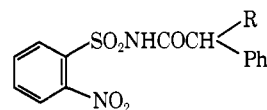
1. Cinnolines

4-Cyano-3-hydroxycinnoline 1-*N*-oxide (212b) is obtained by the base-catalyzed cyclization of *o*-nitrophenylcyanoacetamide (211b).²⁵⁴ Intramolecular aldol condensations of this type have not been exploited to any extent in the benzene



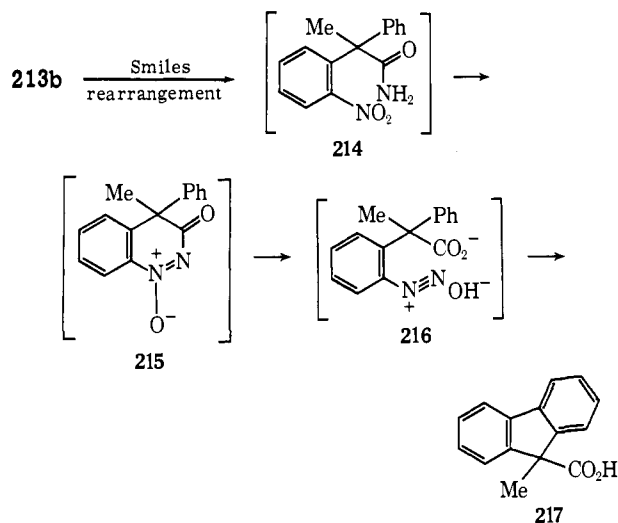
series despite the fact that the method represents a potentially general route to otherwise inaccessible cinnoline *N*-oxides. However, similar cyclizations have been used for the synthesis of benzo[*c*]cinnoline *N*-oxides (see later). The success of the cyclization 211 → 212 appears to depend markedly on the mobility of the benzylic hydrogen. Thus, *o*-nitrophenylacetamide (211a) fails to cyclize²⁴⁷ to the corresponding cinnoline *N*-oxide (212a). However, the *N*-oxide 212c derived from the amide 211c may be an intermediate in the base-catalyzed transformation of α -phenyl-*N*-(*o*-nitrobenzenesulfonyl)cyanoacetamide (213a) into 3-phenylindazole.^{6, 255}

A cinnoline *N*-oxide (215) is also postulated²⁵⁶ as an inter-



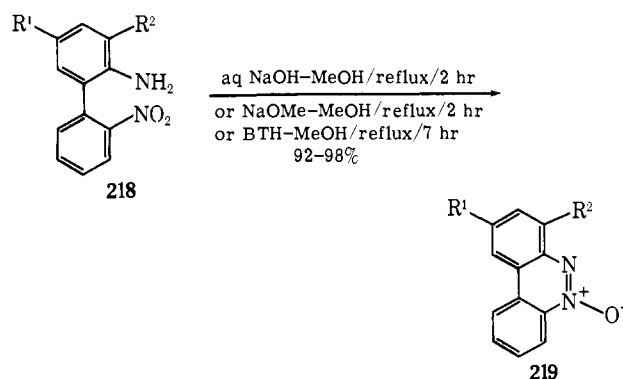
213a, R = H
b, R = Me

mediate in the base-catalyzed conversion of the sulfonamide 213b into the fluorencarboxylic acid 217.



Reaction conditions	Yield, % (217)
10% aq NaOH	30
NaNH ₂ -liq NH ₃	43
<i>t</i> -BuOK- <i>t</i> -BuOH	67

Aldol-type condensation between amino and nitro groups in biphenyl derivatives provides a fairly general synthetic route to benzo[*c*]cinnoline *N*-oxides. Heating 2-amino-2'-nitrobiphenyl (218a) with aqueous or methanolic sodium hydroxide affords benzo[*c*]cinnoline *N*-oxide (219a) in high yield.²⁴⁷ The biphenyl derivative 218b is similarly cyclized to the benzo[*c*]cinnoline *N*-oxide (219b).^{257, 258} Cyclizations of this type are subject to steric hindrance and are also inhibited by base-weakening substituents (e.g., nitro) in the amino-



	R ¹	R ²
a	H	H
b	Br	Br
c	NO ₂	H

(254) J. P. Cairns, Ph.D. Thesis, Glasgow, 1964.

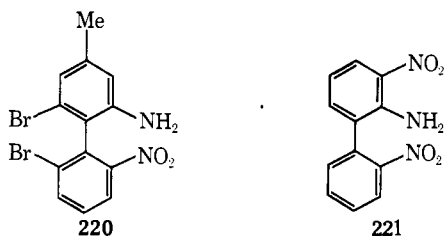
(255) T. Naito, R. Dohmori, and O. Nagase, *J. Pharm. Soc. Jap.*, **74**, 593 (1954); *Chem. Abstr.*, **48**, 10647 (1954).

(256) R. J. Sundberg and D. E. Blackburn, *J. Org. Chem.*, **34**, 2799 (1969).

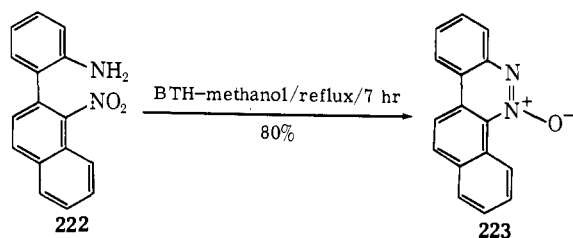
(257) J. F. Corbett and P. F. Holt, *J. Chem. Soc.*, 5029 (1961).

(258) J. W. Barton and M. A. Cockett, *ibid.*, 2454 (1962).

phenyl nucleus. Thus, the biphenyl derivatives **220** and **221** fail to cyclize under a variety of basic conditions.^{257, 259} The inhibiting effect of a nitro group has been overcome in one

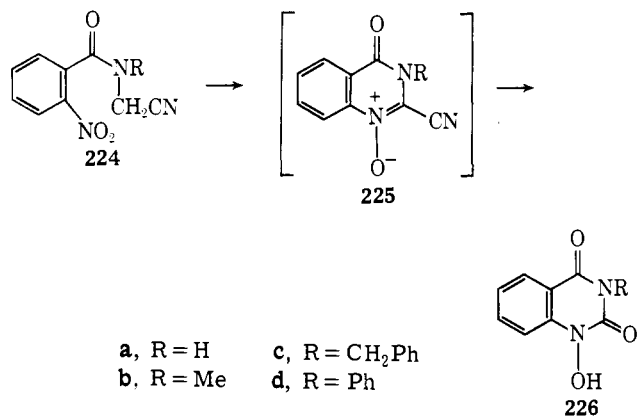


instance (**218c** → **219c**) by the use of benzyltrimethylammonium hydroxide (BTH) as catalyst.²⁵⁹ BTH has also been used to good effect in the synthesis of the dibenzocinnoline *N*-oxide (**223**) from the nitro amine **222**.²⁶⁰



2. Quinazolines

1-Hydroxyquinazoline-2,4-diones (**226b-d**) are formed in high yield by heating *N*-substituted *o*-nitrobenzoylaminoacetonitriles (**224b-d**) under reflux with ethanolic sodium ethoxide²⁶¹ (Table XXIX). Cyclizations of this type are also catalyzed by aqueous ethanolic sodium or potassium hydroxide.

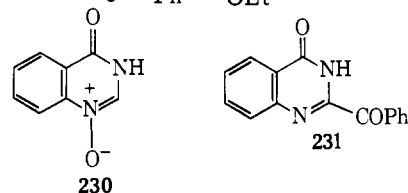
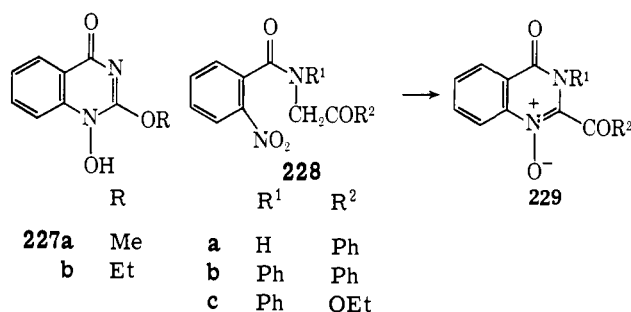


The corresponding 2-cyanoquinazoline *N*-oxides (**225b-d**)—the initial products of intramolecular aldol condensation in the amides (**224b-d**)—are probable intermediates in these reactions.²⁶¹ Attempts to isolate the quinazoline *N*-oxide intermediates have been largely unsuccessful. *o*-Nitrobenzoylaminoacetonitrile (**224a**) heated with potassium *tert*-butoxide in *tert*-butyl alcohol affords the *N*-hydroxyquinazolinodione (**226a**) in low yield (Table XXIX).²⁶² Likewise, the use of methanolic sodium methoxide or ethanolic sodium ethoxide as the base in this reaction affords the ethers **227a,b** in low yield (Table XXIX).²⁶² The poor yields observed in these re-

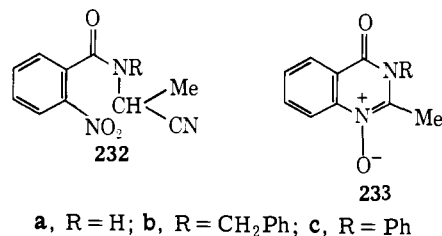
Table XXIX

Base-Catalyzed Conversion of *N*-Substituted *o*-nitrobenzamides **224**, **228**, and **232** into *N*-Hydroxyquinazolones (**226**) and Related Products

Starting material	Reaction conditions	Product	Yield, %	Ref
224b	NaOEt-EtOH/reflux/1 hr	226b	93	261
224b	10% aq NaOH-EtOH/reflux/0.5 hr	226b	85-95	261
224c	NaOEt-EtOH/reflux/1 hr	226c	85	261
224d	NaOEt-EtOH/reflux/1 hr	226d	76	261
224a	NaOEt-EtOH/reflux/1 hr	227b	32	262
224a	NaOMe-MeOH/reflux/1 hr	227a	30	262
224a	<i>t</i> -BuOK- <i>t</i> -BuOH/reflux/1 hr	226a	28	262
228a	NaOEt-EtOH/room temp/1.25 hr	230	9	262
		231	10	
228a	NaOEt-EtOH/reflux/1 hr	230	56	262
228a	8% aq NaOH-EtOH/reflux/0.5 hr	231	16	262
232a	NaOEt-EtOH/reflux/1 hr	233a	39	261



actions are attributed²⁶² to the low methylene reactivity of the side chain in the amide **224a** and the presence of a competing nucleophilic center. However, the base-catalyzed conversion of the *o*-nitrobenzamide derivative **228a** to the *N*-oxide **230** and/or 2-benzoylquinazolin-4(3*H*)-one (**231**) provides evidence for the intermediate formation of the quinazolone *N*-oxide (**229a**).²⁶² Correspondingly, the conversion of the amides **228b,c** in warm ethanolic sodium ethoxide to 2-phenylindazolone (*cf.* section II.B.1) is explicable²⁶¹ by the intermediate formation and subsequent transformation in the basic medium, of the *N*-oxides **229b,c**. Heating the methyl-sub-



stituted amide **232a** under reflux with ethanolic sodium ethoxide gives the quinazolone *N*-oxide (**233a**) in moderate yield (Table XXIX).²⁶¹ The 2-methylquinazolin-4(3*H*)-one 1-*N*-oxides (**233b,c**) are also the presumed²⁶¹ intermediates in the

(259) J. W. Barton and J. F. Thomas, *J. Chem. Soc.*, 1265 (1964).

(260) W. H. Poesche, *J. Chem. Soc. C*, 890 (1966).

(261) T. W. M. Spence and G. Tennant, *ibid.*, 97 (1972); *Chem. Commun.*, 194 (1969).

(262) G. Tennant and K. Vaughan, *J. Chem. Soc. C*, 2287 (1966).

Table XXX

Base-Catalyzed Cyclization of α -Acyl-*o*-nitroacetanilides (236) to Quinoxalin-3(4*H*)-one 1-*N*-Oxides (237-239)

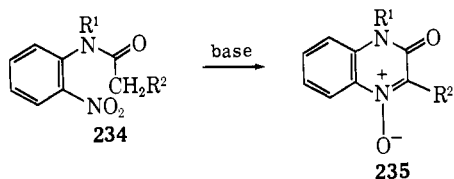
Starting material	Reaction conditions	Product	Yield, %	Ref
236a	4% aq NaOH/boil/few min	237a	34	263
236b	4% aq NaOH/reflux/0.5 hr	237b	75	263
236a	20% aq KOH/reflux/1 hr	239a	70	263
236b	20% aq KOH/reflux/1 hr	239a	74	263
236b	NaOPr ⁿ - <i>n</i> -PrOH/boil/few min	239a	88	264
236c	^a	239a	^b	264
236d	NaOEt-EtOH/reflux/1 hr	239b	50	264
236e	NaOEt-EtOH/reflux/briefly ^c or 8% aq NaOH/reflux/15 min	238a	83 ^d	264, 266
236f	8% aq NaOH-EtOH/reflux/1 hr	238b	84	267
236g	8% aq NaOH-EtOH/reflux/1 hr	238c	61	267
236h	8% aq NaOH-EtOH/reflux/1 hr	238d	94	267
236i	8% aq NaOH-EtOH/reflux/1 hr	238e	75	267
236j	8% aq NaOH-EtOH/reflux/1 hr	238f	56	267
236k	8% aq NaOH-EtOH/reflux/1 hr	238g	73	267
236l	0.4 M NaOEt-EtOH/reflux/0.5 hr	237c	32	266
241		239a	16	
236n	0.4 M NaOEt-EtOH/reflux/0.5 hr	239a	46	266
236m	NaOEt-EtOH/reflux/1 hr	239b	^b	264

^a Data not available. ^b Yield not quoted. ^c Method used in ref 266. ^d Yield from ref 268; no yield quoted in ref 266.

base-catalyzed transformations of the amides 232b,c into indazolones or azo- and azoxybenzene derivatives, respectively²⁶¹ (cf. sections II.B.1 and III.B).

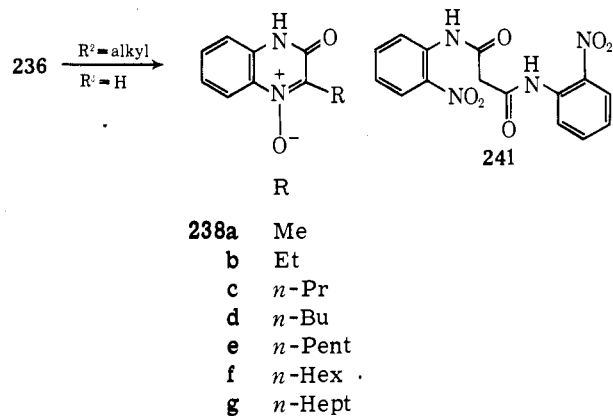
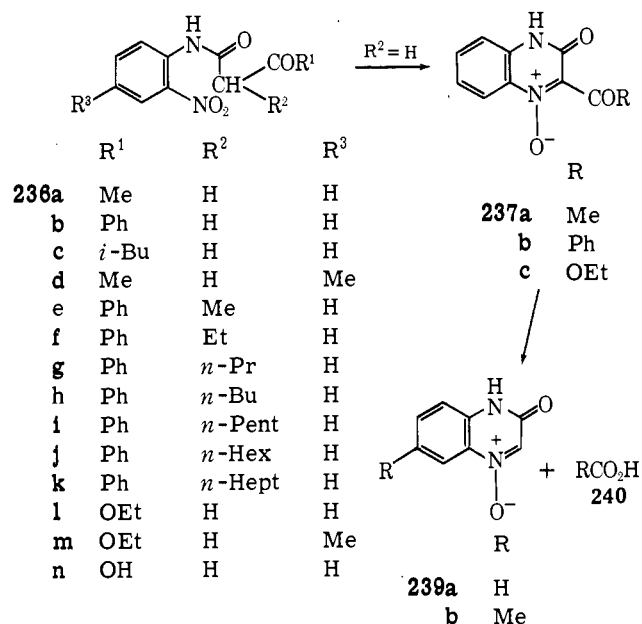
3. Quinoxalines

The base-catalyzed cyclization of α -substituted *o*-nitroacetanilides (234) is a valuable general method for the synthesis of otherwise inaccessible quinoxalin-3(4*H*)-one 1-*N*-oxides (235). Cyclization can be effected by a variety of basic catalysts and often occurs under relatively mild conditions (Table XXX).



The yields obtained in these intramolecular aldol-type condensations are high, and the sole requirement for successful cyclization appears to be activation of the methylene group in 234 by electron withdrawal in R². Heating the α -acyl-*o*-nitroacetanilides (236a,b) with 4% aqueous sodium hydroxide affords the quinoxaline *N*-oxides 237a,b (Table XXX).^{263, 264} The low yield of the cyclized product 237a obtained from the anilide 236a is due to the intervention of side reactions.²⁶⁵ The use of 20% aqueous potassium hydroxide²⁶³ or ethanolic sodium ethoxide to effect cyclization results in decylation, giving the corresponding parent *N*-oxides 239 (e.g., 236a-d \rightarrow 239a,b) in high yield (Table XXX).^{263, 264} Decylation also plays a key role in the base-catalyzed cyclization of α -alkyl-*o*-nitroacetanilides (e.g., 236e-k) which provides a valuable

general synthetic route to 2-alkylquinoxalin-3(4*H*)-one 1-*N*-oxides (e.g., 238a-g) (Table XXX).^{264, 266, 267} In contrast to the ketones 236a,b the ester 236l, the dianilide 241, and the acid 236n are converted in warm ethanolic sodium ethoxide into



2-ethoxycarbonylquinoxalin-3(4*H*)-one 1-*N*-oxide (237c) and/or the *N*-oxide 239a (Table XXX).²⁶⁶ The homolog 239b is obtained similarly from the anilide 236m.²⁶⁴ The application of the α -acyl-*o*-nitroacetanilide cyclization to cycloalkanone and thioacetanilide derivatives is illustrated by reactions 11 and 12.²⁶⁴

Cyclization of the corresponding α -cyano-*o*-nitroacetanilides (242) with ethanolic sodium ethoxide,²⁶⁶ aqueous barium hydroxide,²⁶⁴ or 4% aqueous sodium hydroxide in pyridine²⁶⁸ provides an excellent method for the synthesis of 2-cyanoquinoxalin-3(4*H*)-one 1-*N*-oxides (243) (Table XXXI). In contrast, heating the anilides 242a,f with aqueous sodium or potassium hydroxide or ethanolic sodium ethoxide results in the loss of the cyano group to afford the *N*-hydroxyquinoxalinediones (244a,b) in high yield (Table XXXI).²⁶⁶

Despite the low reactivity of the methylene center in the side chain, α -aryl-*o*-nitroacetanilides (245) cyclize readily on

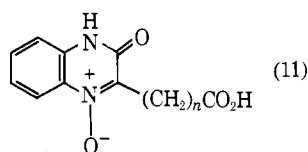
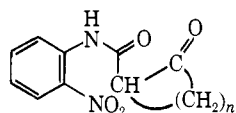
(263) G. Tennant, *J. Chem. Soc.*, 2428 (1963).(264) R. Fusco and S. Rossi, *Gazz. Chim. Ital.*, **94**, 3 (1964).(265) G. Tennant, *J. Chem. Soc.*, 1986 (1964).(266) G. Tennant, *ibid.*, 2666 (1964).(267) G. Tennant, *ibid.*, 2285 (1966).(268) Y. Ahmad, M. S. Habib, and Ziauddin, *Tetrahedron*, **20**, 1107 (1964).

Table XXXI

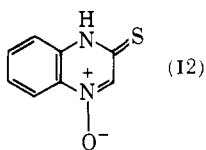
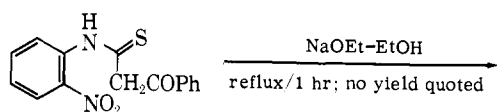
The Base-Catalyzed Cyclization of α -Cyano-*o*-nitroacetanilides (242) to Quinoxalin-3(4*H*)-one 1-*N*-Oxides (243)

Starting material (242)	Reaction conditions	Product	Yield, %	Ref
a	Aq Ba(OH) ₂ /60–70°/few min ^a	243a	50–58	264
	0.4 M NaOEt–EtOH/reflux/0.5 hr		42–53	266
	4% NaOH–pyridine/24°/1 hr		64	268
b	Aq Ba(OH) ₂ /60–70°/few min	243b	80	264
	4% NaOH–pyridine/24°/1 hr		65	268
c	Aq Ba(OH) ₂ /60–70°/few min	243c	63	264
d	Aq Ba(OH) ₂ /60–70°/few min	243d	55	264
	4% NaOH–pyridine/24°/1 hr		60	268
e	Aq Ba(OH) ₂ /60–70°/few min	243e	61	264
f	15% NaOH–EtOH/reflux/few min	243f	<i>b</i>	264
	NaCN–H ₂ O/100°/10 min		70	266
g	15% NaOH–EtOH/reflux/few min	243g	<i>b</i>	264
a	4% aq NaOH/reflux/0.5 hr	244a	84	266
	or 20% aq KOH/reflux/0.5 hr			
f	0.4 M NaOEt–EtOH/reflux/0.5 hr	244b	50	266
	or 20% aq KOH or 4% NaOH/reflux/0.5 hr			

^a Also formed in 17% yield by warming α -chloro-*o*-nitroacetanilide (242a, Cl for CN) with aqueous sodium cyanide.¹⁶⁷ ^b Yield not quoted.



<i>n</i>	Yield, %
3	61
4	no yield quoted
5	
6	



warming with aqueous alkali in pyridine, affording good yields of 2-arylquinoxalin-3(4*H*)-one 1-*N*-oxides (246) (Table XXXII).^{264, 269} On the other hand, treatment of α -phenyl-*o*-nitroacetanilide (245a) with warm ethanolic sodium ethoxide affords 2-phenylquinoxalin-3(4*H*)-one 1-*N*-oxide (246a) in very low yield owing to competing solvolysis of the side chain.²⁶⁶ In contrast, similar treatment of the *N*-methyl derivative 245l gives the *N*-methyl *N*-oxide 246l in high yield,²⁶⁶

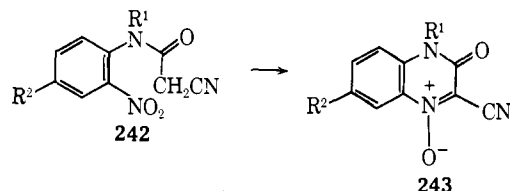
(269) Y. Ahmad, M. S. Habib, Ziauddin, and N. Bashir, *Tetrahedron*, **21**, 861 (1965).

Table XXXII

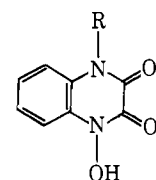
Base-Catalyzed Cyclization of α -Aryl-*o*-nitroacetanilides (245) to 2-Arylquinoxalin-3(4*H*)-one 1-*N*-Oxides (246)

Starting material (245)	Reaction conditions	Product (246)	Yield, %	Ref
a	20% KOH–pyridine/100°/1 hr	a	78	269
	0.4 M NaOEt–EtOH/reflux/0.5 hr		8	266
b	20% KOH–pyridine/100°/1 hr	b	72	269
c	20% KOH–pyridine/100°/1 hr	c	74	269
d	20% KOH–pyridine/100°/1 hr	d	72	269
e	20% KOH–pyridine/100°/1 hr	e	70	269
f	4% NaOH–pyridine/24°/15 min	f	88	269
	<i>a</i>		<i>b</i>	264
g	4% NaOH–pyridine/24°/15 min	g	84	269
h	4% NaOH–pyridine/24°/15 min	h	78	269
i	4% NaOH–pyridine/24°/15 min	i	81	269
j	4% NaOH–pyridine/24°/15 min	j	73	269
k	<i>a</i>	k	<i>b</i>	264
l	4% aq NaOH–MeOH/reflux/0.5 hr	l	86	266
	0.4 M NaOEt–EtOH/24°/1 hr			

^a Details not given. ^b Yields not quoted.



	R ¹	R ²
a	H	H
b	H	Cl
c	H	OEt
d	H	OMe
e	H	Me
f	Me	H
g	CH ₂ Ph	H

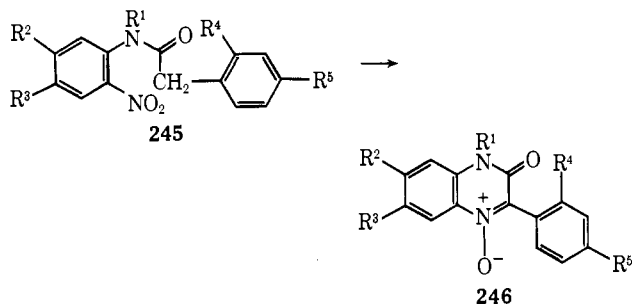


244a, R = H; b, R = Me

presumably owing to the enhanced methylene reactivity and increased resistance to solvolysis of the amide side chain. In accord with their greater methylene reactivity, nitrophenyl derivatives (e.g., 245f–k) cyclize more readily and afford higher yields of quinoxaline *N*-oxides (e.g., 246f–k) than the corresponding unnitrated compounds (Table XXXII).

Cyclization of pyridinium salts of the types 247a,b in warm methanolic piperidine is accompanied by scission of the pyridine ring, affording moderate yields of 2-aminoquinoxalin-3(4*H*)-one 1-*N*-oxides (e.g., 248a,b).^{263, 266} A subsequent study²⁷⁰ demonstrated the intermediate formation of anils isolated as the sodium salts (249) in such cyclizations.

(270) R. Fusco, S. Rossi, and S. Maiorana, *Gazz. Chim. Ital.*, **95**, 1237 (1965).

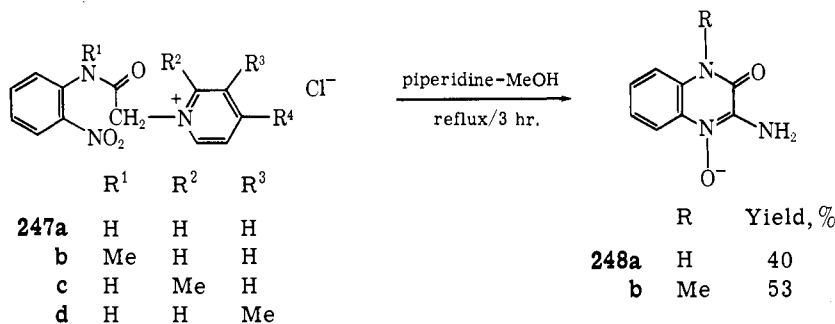


	R ¹	R ²	R ³	R ⁴	R ⁵
a	H	H	H	H	H
b	H	H	Cl	H	H
c	H	H	EtO	H	H
d	H	H	MeO	H	H
e	H	Cl	Cl	H	H
f	H	H	H	H	NO ₂
g	H	H	Cl	H	NO ₂
h	H	H	EtO	H	NO ₂
i	H	H	MeO	H	NO ₂
j	H	Cl	Cl	H	NO ₂
k	H	H	H	NO ₂	NO ₂
l	Me	H	H	H	H

amines with ferrous oxalate²⁷² provides a useful direct synthesis of phenazines. Subsequent to this work it has been shown²⁷³ that phenazine can be obtained in poor yield (15%) by heating 2-nitrodiphenylamine in sand at 300° in the absence of a reductant, and more recently the base- and acid-catalyzed cyclization of 2-nitrodiphenylamines to phenazines and/or phenazine *N*-oxides has been investigated²⁷⁴ (Tables XXXIII and XXXIV, respectively).

The exclusive formation of phenazine *N*-oxides in the acid-catalyzed process is particularly noteworthy. Although the yields are variable (Table XXXIV) this method offers an attractive alternative to the Wohl-Aue reaction^{8a} and peracid oxidation^{2b} as methods for the synthesis of phenazine *N*-oxides.

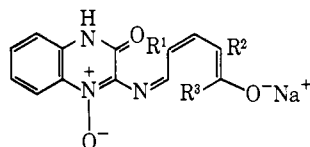
Nitrophenazines (**254**) are obtained by the base-catalyzed²⁷⁵⁻²⁷⁷ or thermal²⁷⁵ cyclization of polynitrodiphenylamines (**253**) (Table XXXV). These reactions are analogous to similar processes leading to phenoxazines and phenothiazines (*cf.* sections II.E.6 and II.E.8) and involve the intramolecular nucleophilic displacement of aromatic nitro groups. Base-catalyzed cyclization fails^{276, 278} for the case of the unsubstituted amino derivative **253a**, although it is cyclized to the phenazine **254a** in low yield by heating in naphthalene at 200°. The products **254** are highly colored solids and may in



	R ¹	R ²	R ³
247a	H	H	H
b	Me	H	H
c	H	Me	H
d	H	H	Me

	R	Yield, %
248a	H	40
b	Me	53

30% aq NaOH/reflux/15 min
or NaOEt-EtOH/room temp



	R ¹	R ²	R ³	Yield, %
249a	H	H	H	Not quoted
b	H	H	Me	Not quoted
c	Me	H	H	mixture obtained from 247d in quantitative yield
d	H	Me	H	

4. Phenazines

Phenazines have frequently^{8b, 271} been prepared by the condensation of *o*-phenylenediamines with either *o*-benzoquinones or catechols, or by the Wohl-Aue condensation^{8a} of nitrobenzenes with arylamines. Unfortunately none of these procedures is entirely satisfactory: the latter method, although utilizing readily available starting materials, often gives poor yields and several side products; the first two methods employ the less accessible catechols and the frequently labile *o*-benzoquinones. The reductive cyclization of 2-nitrodiphenyl-

fact be phenazyls^{8c} rather than simple phenazine derivatives.

In reactions formally analogous to the phenazine syntheses described before, 4-chloro-1,2-dimethyl-5-nitrouracil (**255**)

(272) H. C. Waterman and D. L. Vivian, *J. Org. Chem.*, **14**, 298 (1949); D. L. Vivian and J. L. Hartwell, *ibid.*, **18**, 1065 (1953).

(273) R. H. Smith and H. Suschitzky, *Tetrahedron*, **16**, 80 (1961).

(274) B. Cross, P. J. Williams, and R. E. Woodall, *J. Chem. Soc. C*, 2085 (1971); B. Cross and P. J. Williams, British Patent, 1,091,618 (1967); *Chem. Abstr.*, **69**, 43939 (1968).

(275) F. Kehrmann and J. Messinger, *Chem. Ber.*, **26**, 2372 (1893).

(276) F. Kehrmann and J. R. y Punti, *ibid.*, **44**, 2622 (1911).

(277) F. Kehrmann and Y. Effront, *Helv. Chim. Acta*, **4**, 517 (1921).

(278) H. Leemann and E. Grandmougin, *Chem. Ber.*, **41**, 1306 (1908).

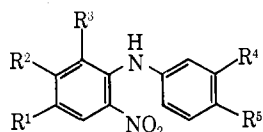
(271) British Patent 1,086,522 (1967); *Chem. Abstr.*, **65**, 2279 (1966).

Table XXXIII

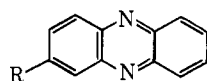
Potassium Hydroxide Catalyzed Cyclization of 2-Nitrodiphenylamines (250)^{a,b}

Starting material (250)	Solvent	Temp, °C	Time, hr	Product	Yield, %
a	Decalin	190	1	251a	22
				252a	0
b	Xylene	136	48	251b	0
				252b	36
b	Chlorobenzene	132	36	251b	15
				252b	30
b	Cumene	152	16	251b	0
				252b	39
b	1,2-Dichlorobenzene	179	1	251b	19
				252b	0
b	Decalin	190	1	251b	48
				252b	0

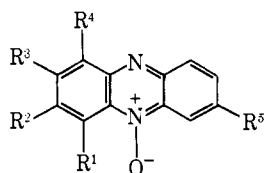
^a Carried out heterogeneously using a 5-10 molar equiv excess of powdered KOH. ^b Reference 274.



	R ¹	R ²	R ³	R ⁴	R ⁵
250a	H	H	H	H	H
b	Cl	H	H	H	H
c	H	H	H	H	Cl
d	Cl	H	H	H	Cl
e	H	Cl	H	H	Cl
f	H	H	Cl	H	Cl
g	Cl	H	H	Cl	H
h	Cl	Cl	H	H	H
i	Cl	H	H	H	Me
j	H	Cl	H	H	Me



	R
251a	H
b	Cl



	R ¹	R ²	R ³	R ⁴	R ⁵
252a	H	H	H	H	H
b	H	Cl	H	H	H
c	H	Cl	H	H	Cl
d	H	H	Cl	H	Cl
e	H	H	H	Cl	Cl
f	Cl	H	H	H	Cl
g	H	Cl	Cl	H	H
h	H	Cl	H	H	Me
i	H	H	Cl	H	Me

reacts with aminouracils **256** and **258** in uncatalyzed reactions affording high yields (Table XXXVI) of pyrimido[4,5-g]-pteridine *N*-oxides (**257** and **259**).²⁷⁹ These reactions are thought²⁷⁹ to involve the intermediate formation and cyclization of nitropyrimidylamino derivatives (*e.g.*, **260** and **262**)

Table XXXIV

Conversion of 2-Nitrodiphenylamines (250) to Phenazine *N*-Oxides (252) in Oleum^{a,b}

Starting material (250)	Product (252)	Yield, %
a	a	18
b	b	Trace
c	b	64
d	c	77
e	d	54
f	e	80
g	f } d }	45
h	g	5
i	h	37
j	i	24

^a Carried out by dissolving the amine in concentrated sulfuric acid, adding 20% oleum, and maintaining the temperature below 40°. ^b Reference 274.

Table XXXV

Formation of Nitrophenazines (254) from Polynitrodiphenylamines (253)

Starting material (253)	Reaction conditions	Product (254)	Yield, %	Re
a	Naphthalene/200°	a	25	275
b	NaOAc-EtOH/reflux	b	a	275
c	NaOAc-EtOH/reflux	c	a	275
d	NaOAc-EtOH/reflux	d	a	275
e	NaOH-EtOH/100°	e	a	275
f	NaOH-EtOH/room temp/2 hr	f	a	276
g	NaOH-EtOH/reflux/few min	g	a	277
h	Quinoline/reflux/few min	h	a	277

^a Yield not quoted.

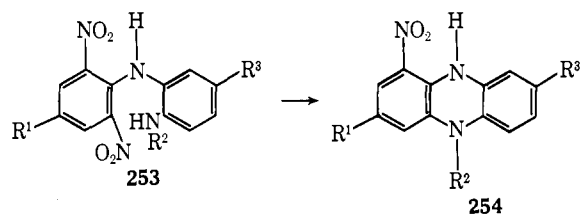
Table XXXVI

Synthesis of Pyrimido[4,5-g]pteridine *N*-Oxides (257, 259) from the Thermal Reactions of 4-Chloro-1,2-dimethyl-5-nitrouacil (255) with Aminouracils (256 and 258)

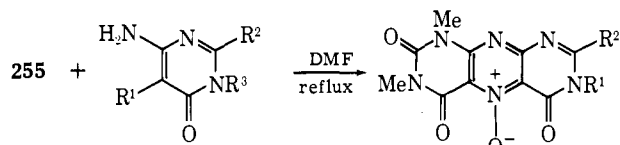
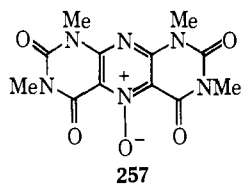
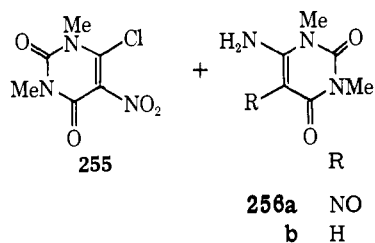
Reactant	Reaction time, hr	Product	Yield, %
256a	0.5	257	90
256b	1.0	257	50
258a	0.5	259a	80
258b	1.0	259a	70
258c	0.5	259b	55
258d	0.5	259c	90
258e	1.0	259c	75
258f	0.5	259d	35

either by intramolecular nucleophilic displacement of the nitro group (*cf.* **260** → **261** → **257**) or by condensation involving the nitro group (*cf.* **262** → **263** → **257**) and should provide a general route to heteroaromatic *N*-oxides of potential biological importance.

(279) Y. Maki, M. Sako, and E. C. Taylor, *Tetrahedron Lett.*, 4271 (1971).



	R ¹	R ²	R ³
a	NO ₂	H	H
b	NO ₂	Me	H
c	NO ₂	Et	H
d	NO ₂	CH ₂ Ph	H
e	NO ₂	Ph	H
f	NO ₂	Ph	NO ₂
g	H	Me	H
h	H	Ph	H

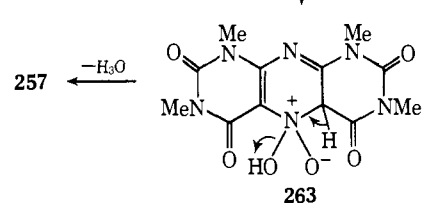
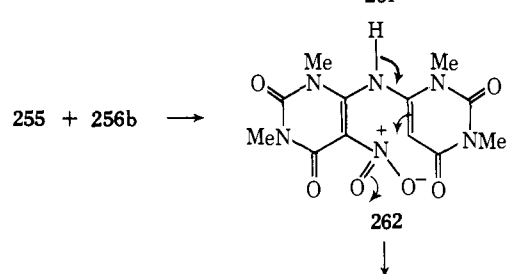
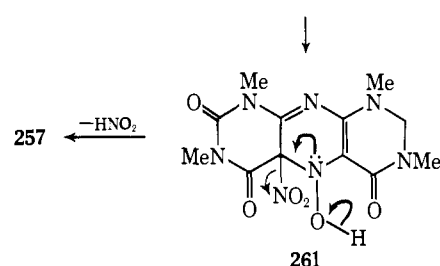
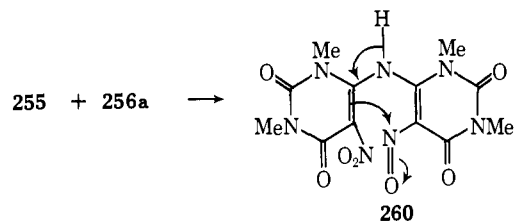


	R ¹	R ²	R ³		R ¹	R ²
258a	NO	Ph	Me	259a	Me	Ph
b	H	Ph	Me	b	H	Ph
c	NO	Ph	H	c	Me	SMe
d	NO	SMe	Me	d	H	SMe
e	H	SMe	Me			
f	NO	SMe	H			

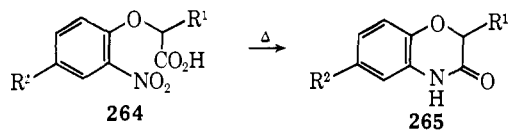
5. Benzoxazines

2*H*-1,4-Benzoxazin-3(4*H*)-one (**265a**) and its 2-methyl derivative (**265b**) are obtained¹²⁹ in low yield (25%) by thermolysis of *o*-nitrophenoxyacetic (**264a**) and propionic acids (**264b**), respectively. No attempt was made¹²⁹ to maximize the yields in these reactions, but a disappointing feature is the absence of the corresponding cyclized products **265c,d** from thermolysis of the dinitro compounds **264c,d**, respectively. Probably such reactions will find only limited synthetic use despite the ready availability of the starting materials.^{129, 280, 281}

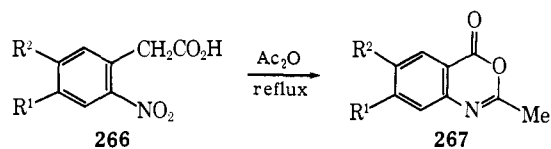
From the synthetic viewpoint the conversion²⁸² of *o*-nitro-



aryl derivatives of acetic acid (**266a,b**) into 2-methyl-1,3-benzoxazin-4-ones (**267a,b**) by acetic anhydride is considerably more promising. The products **267** almost certainly



	R ¹	R ²
a	H	H
b	Me	H
c	Me	NO ₂
d	Ph	NO ₂



	R ¹	R ²	Yield, %
a	H	H	41
b	MeO	MeO	52

(280) N. V. Hayes and G. E. K. Branch, *J. Amer. Chem. Soc.*, **65**, 1555 (1943).

(281) P. H. McFarlane and D. W. Russell, *Chem. Commun.*, 475 (1969).

(282) G. N. Walker, *J. Amer. Chem. Soc.*, **77**, 6698 (1955).

arise by acid-catalyzed conversion of the carboxylic acids **266** into the anthranil (*cf.* ref 165 and section II.B.5) followed by subsequent reaction with acetic anhydride.

Table XXXVII

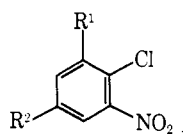
Synthesis of Phenoxazines by Base-Catalyzed Reaction of *o*-Chloronitroarenes (268) with *o*-Aminophenols (269)

Starting materials 268 269	Reaction conditions	Prod- uct (270)	Yield, %	Ref
a a	NaOH-EtOH/warm	a	70	284
b a	NaOAc-EtOH/reflux	b	84	285
c a	NaOH-aq EtOH/reflux	c	a	285
c b	NaOAc-NaOH-EtOH/reflux	d	19	286
c c	NaOAc-NaOH-EtOH/reflux	e	23	286
c d	NaOAc-NaOH-EtOH/reflux	f	19	286
c e	NaOAc-NaOH-EtOH/reflux	g	16	286
c f	NaOAc-NaOH-EtOH/reflux	h	9	286
d g	NaOH-aq EtOH/reflux	i	83	287
d h	NaOH-aq EtOH/reflux	j	69	287
b h	Pyridine/100°	k	35	288
e a	Aq NaOAc/heat	l	93	289

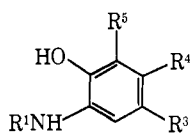
^a Yield not quoted.

6. Phenoxazines

A number of phenoxazine derivatives (270) have been synthesized by the base-catalyzed reaction of *o*-chloronitroarenes (268) with *o*-aminophenols (269) (the Turpin reaction); some examples of this type of condensation are given in Table XXXVII (cf. also ref 283).



	R ¹	R ²
268a	NO ₂	NO ₂
b	NO ₂	Cl
c	Me	NO ₂
d	H	NO ₂
e	SO ₃ H	NO ₂



	R ¹	R ²	R ³	R ⁴	R ⁵
269a	H	H	H	H	H
b	H	Me	H	H	H
c	H	H	Me	H	H
d	H	H	H	Me	H
e	H	H	H	H	Me
f	H	Me	H	MeO	H
g	PhCH ₂	H	H	H	H
h	PhCH ₂	H	Cl	H	H

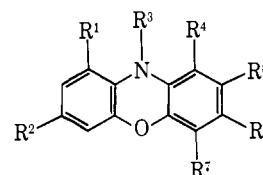
Table XXXVIII

Synthesis of Phenoxazines by the Base-Catalyzed Cyclization of 2-Hydroxy-2'-nitrodiarylamines

Starting material (271)	Reaction conditions	Prod- uct (272)	Yield, %	Ref
a	5% aq NaOH/reflux	a	95	289
b	5% aq NaOH/reflux	b	>95	289
c	5% aq NaOH/warm	c	a	289
d	5% aq NaOH/reflux	d	94	289
e	1% aq NaOH/reflux	e	97	289
f	NaOAc-glycerin/200°	f	a	290
g	18% NH ₄ OH-EtOH/room temp	g	>95	291
h	Aq NaOH/reflux	h	c	292
i	Aq NaOH/reflux	i	c	292
k	Aq NaOH/reflux	k	c	292
l	K ₂ CO ₃ -Cu-DMF/reflux	l	43	293
m ^b	KOH-EtOH/reflux	m	78	291

^a Yield not quoted. ^b Starting material actually 271e; *p*-MeC₅-H₄SO₂O for HO. ^c Yields not quoted but reported²⁹² to be "excellent."

The intermediacy of diarylamines in the Turpin reaction is suggested by the facile base-catalyzed cyclization of 2-hydroxy-2'-nitrodiarylamines (cf. 271 → 272; Table XXXVIII); analogous intramolecular nucleophilic substitution reactions have been used for the synthesis of phenazines, phenothiazines, dibenzodioxans, and phenoxathiins (see section II.E.4, 8, 9, and 10, respectively).

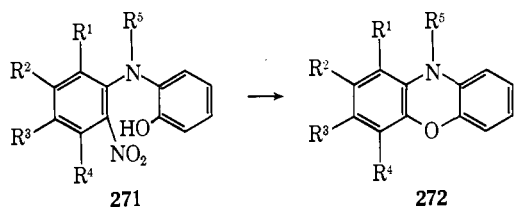


	R ¹	R ²	R ³	R ⁴	R ⁵	R ⁶	R ⁷
270a	NO ₂	NO ₂	H	H	H	H	H
b	NO ₂	Cl	H	H	H	H	H
c	Me	NO ₂	H	H	H	H	H
d	Me	NO ₂	H	Me	H	H	H
e	Me	NO ₂	H	H	Me	H	H
f	Me	NO ₂	H	H	H	Me	H
g	Me	NO ₂	H	H	H	H	Me
h	Me	NO ₂	H	Me	H	MeO	H
i	H	NO ₂	PhCH ₂	H	H	H	H
j	H	NO ₂	PhCH ₂	H	Cl	H	H
k	NO ₂	Cl	PhCH ₂	H	Cl	H	H
l	SO ₃ H	NO ₂	H	H	H	H	H

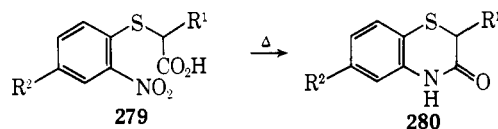
The displacement of nitrite ion by oxyanion implicit in these cyclizations²⁹⁴ also operates in the conversion of 7-hydroxy-6-*o*-nitrophenyl-5,12-diazabenz[*a*]anthracene (273) into 5-oxa-10,15-diazabenz[*a*]naphth[1,2,3-*de*]anthracene (274).²⁹⁵

- (283) H. Goldstein and A. Warnéry, *Helv. Chim. Acta*, **11**, 489 (1928).
 (284) G. S. Turpin, *J. Chem. Soc.*, **59**, 714 (1891).
 (285) F. Ullmann and S. M. Sané, *Chem. Ber.*, **44**, 3730 (1911).
 (286) H. Musso and P. Wager, *ibid.*, **94**, 2551 (1961).
 (287) B. Boothroyd and E. R. Clark, *J. Chem. Soc.*, 1499 (1953).
 (288) M. F. Grundon and W. L. Matier, *J. Chem. Soc. B*, 267 (1966).
 (289) F. Ullman, G. Engi, N. Wossnesensky, E. Kuhn, and E. Heine, *Justus Liebig's Ann. Chem.*, **366**, 79 (1909).

- (290) F. Kehrmann and M. Ramm, *Chem. Ber.*, **53**, 2265 (1920).
 (291) E. Misslin and A. Bau, *Helv. Chim. Acta*, **2**, 285 (1919).
 (292) O. L. Brady and C. Waller, *J. Chem. Soc.*, 1218 (1930).
 (293) G. E. Bonvicino, L. H. Yogodzinski, and R. A. Hardy, *J. Org. Chem.*, **26**, 2797 (1961).
 (294) F. Kehrmann and A. van Baerle, *Chem. Ber.*, **56**, 2385 (1923).
 (295) M. W. Partridge, J. M. Sprake, and H. J. Vipond, *J. Chem. Soc. C*, 1245 (1966).



	R ¹	R ²	R ³	R ⁴	R ⁵
a	CO ₂ H	H	NO ₂	H	H
b	NO ₂	H	CO ₂ H	H	H
c	NO ₂	H	PhCO	H	H
d	NO ₂	H	SO ₃ H	H	H
e	NO ₂	H	H	H	H
f	H	H	NO ₂	H	H
g	H	H	NO ₂	H	Ac
h	MeO	H	NO ₂	MeO	H
i	NO ₂	H	Me	H	H
j	NO ₂	Me	H	H	H
k	NO ₂	H	H	Me	H
l	H	Cl	H	H	(CH ₂) ₃ NMe ₂
m	NO ₂	H	NO ₂	H	H



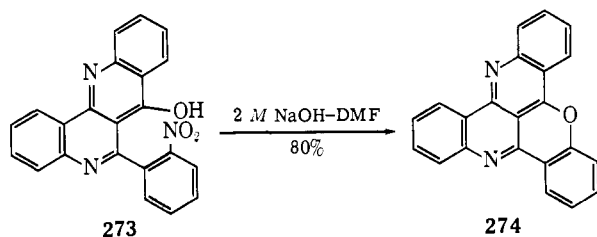
	R ¹	R ²
a	H	H
b	Me	H
c	H	NO ₂

propionic acids (**279a-c**). However, thermal reactions of this kind are difficult to control and loss of material is considerable because of carbonization; they offer no advantage over conventional benzothiazine syntheses²⁹⁹ employing reductive cyclization of the nitro compounds (**279**) with sodium borohydride/palladium-charcoal.

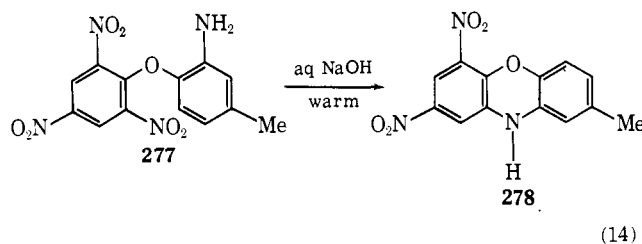
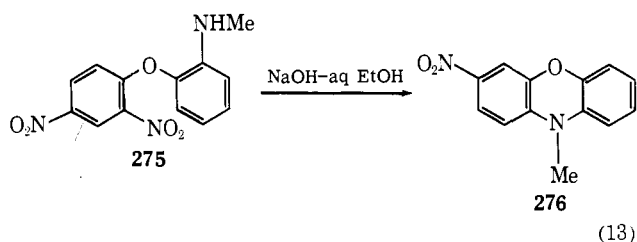
2*H*-1,4-Benzothiazin-3(4*H*)-one (**280a**) is also formed¹⁷⁵ among other products (see section II.B.6) by the action of alkali on *o*-nitrophenylphenacyl sulfide. However, the yield is extremely low (<2%) and the process clearly has no synthetic value.

8. Phenothiazines

A number of reports on the synthesis of phenothiazines in the early literature^{276, 288, 300-305} (e.g., **281** → **282**)³⁰³ were clarified when Smiles and his coworkers³⁰⁶⁻³⁰⁸ found that rearrangements of 2-nitro-2'-acylamino-diphenyl sulfides to 2'-mercapto-2-nitro-*N*'-acyldiphenylamines occurred readily in alkaline media, and that these compounds in turn lose nitrous acid to form phenothiazines. The scope of the reaction has

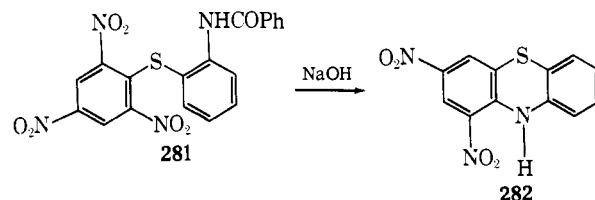


2-Amino-2'-nitrodiaryl ethers have also been used as substrates for this type of intramolecular displacement reaction, although in these cyclizations phenoxazine formation may (e.g., **275** → **276**) or may not (e.g., **277** → **278**) be preceded by Smiles rearrangement (cf. also ref 296). See eq 13²⁹⁷ and 14.²⁹⁸



7. Benzothiazines

2*H*-1,4-Benzothiazin-3(4*H*)-ones (**280a-c**) are obtained¹²⁹ among other products (see section II.B.6) in low yield (10-30%) by pyrolysis of *o*-nitroarylthio derivatives of acetic and



subsequently been investigated by Smiles, *et al.*, and also by other workers;³⁰⁹ some typical examples of this type of phenothiazine synthesis are shown in eq 15,³⁰⁸ 16,³¹⁰⁻³¹² 17,³¹¹ 18,³¹³ and 19.³¹⁴

(299) R. T. Coutts, D. L. Barton, and E. M. Smith, *Can. J. Chem.*, **44**, 1733 (1966).

(300) F. Kehrmann and L. Schild, *Chem. Ber.*, **32**, 2605 (1899).

(301) F. Kehrmann and J. Steinberg, *ibid.*, **44**, 3011 (1911).

(302) F. Kehrmann and O. Nossenko, *ibid.*, **46**, 2809 (1913).

(303) F. Kehrmann and F. Ringer, *ibid.*, **46**, 3014 (1913).

(304) J. Pollak, E. Riesz, and Z. Kahane, *Monatsh. Chem.*, **49**, 213 (1928).

(305) R. Möhlau, H. Beyschlag, and H. Köhres, *Chem. Ber.*, **45**, 131 (1912).

(306) W. J. Evans and S. Smiles, *J. Chem. Soc.*, 181 (1925).

(307) W. J. Evans and S. Smiles, *ibid.*, 1263 (1935).

(308) C. F. Wight and S. Smiles, *ibid.*, 340 (1935).

(309) R. Baltzly, M. Harfenist, and F. J. Webb, *J. Amer. Chem. Soc.*, **68**, 2673 (1946).

(310) A. Roe and W. F. Little, *J. Org. Chem.*, **20**, 1577 (1955).

(311) A. J. Saggiomo, M. Asai, and P. M. Schwartz, *J. Heterocycl. Chem.*, **6**, 631 (1969).

(312) R. L. Mital and S. K. Jain, *J. Chem. Soc. C*, 2148 (1969).

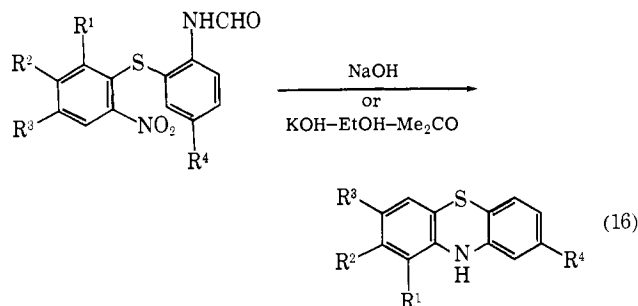
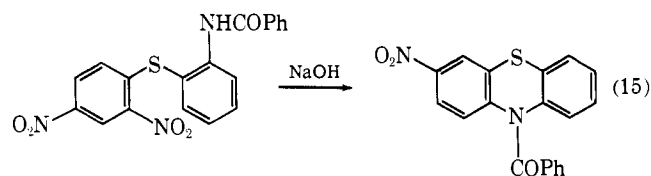
(313) R. J. Galbraith and R. K. Ingham, *J. Org. Chem.*, **23**, 1804 (1958).

(314) F. A. Davis and R. B. Wetzel, *Tetrahedron Lett.*, 4483 (1969).

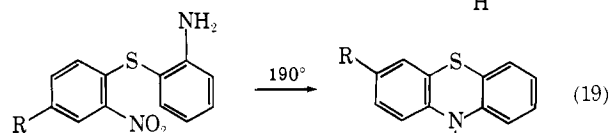
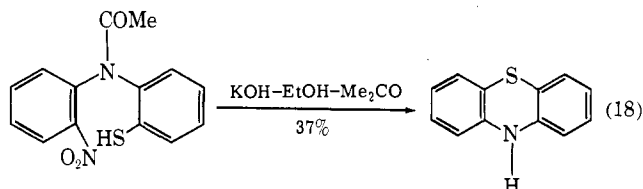
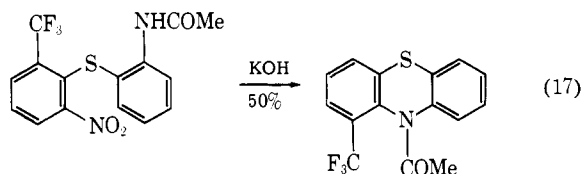
(296) K. C. Roberts and C. G. M. de Worms, *J. Chem. Soc.*, 1309 (1935).

(297) K. C. Roberts and H. B. Clark, *ibid.*, 1312 (1935).

(298) K. C. Roberts and C. G. M. de Worms, *ibid.*, 727 (1934).

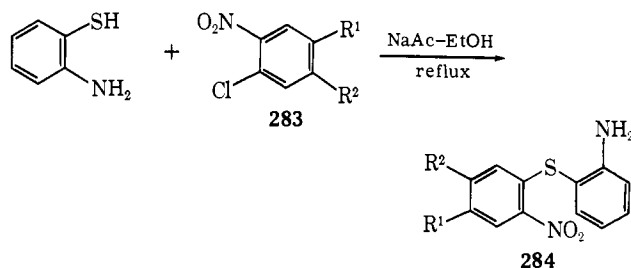


	R ¹	R ²	R ³	R ⁴	Yield, %
a	H	H	CF ₃	H	52
b	H	CF ₃	H	H	59
c	H	H	F	H	43
d	CF ₃	H	H	H	88
e	H	H	Br	Cl	86
f	H	H	NO ₂	H	46
g	H	H	NO ₂	NO ₂	55
h	H	H	NO ₂	Cl	23

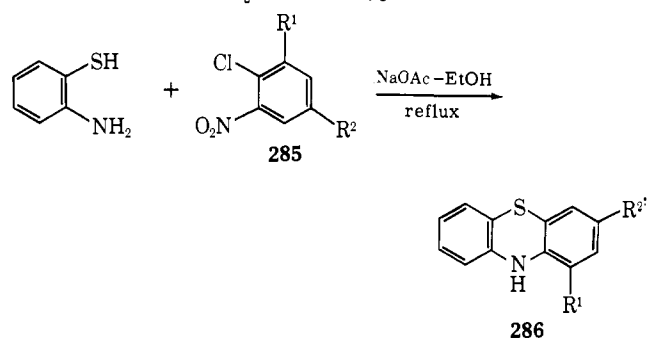


R	Solvent	Yield, %
H	CH ₃ CONMe ₂	31
H	None	17
Me	CH ₃ CONMe ₂	24
Me	None	18

These phenothiazine syntheses appear to be sensitive to the nature of the substituents present. For example, when the nitrated ring contains halogen (Cl), rearrangement and cyclization occur,³⁰⁷ but when halogen (Br) is in the unnitrated ring, no reaction occurs.³⁰⁹ However, even when the unnitrated ring is substituted by halogen, the presence of two nitro groups promotes cyclization.³⁰⁹ In an effort to clarify these substituent effects, Sharma, *et al.*, have recently³¹⁵ examined



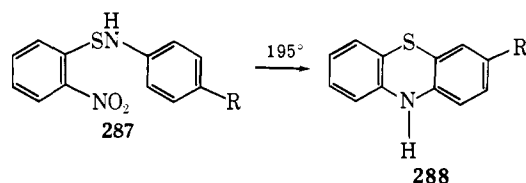
	R ¹	R ²	Yield (284), %
a	Cl	H	65
b	NO ₂	H	85
c	NO ₂	Me	70



	R ¹	R ²	Yield (286), %
a	NO ₂	H	68
b	NO ₂	NO ₂	95
c	NO ₂	Cl	90

the reactions of *o*-aminothiophenol with a number of *o*-chloronitrobenzenes (283 and 285). The results of their studies on the reactions 283 → 284 and 285 → 286 indicate that phenothiazines are formed only when the positions ortho to the activated halogen atom in the halonitrobenzenes are substituted by either two nitro groups or a nitro group and a halogen atom. These results are rationalized on the basis of steric effects in relation to alignment of the aryl substituent within an intermediate diaryl sulfide. (The work of Okamoto and Bunnett³¹⁶ on substituent effects on the rate of the Smiles rearrangement of 2-hydroxy-2'-nitrodiaryl sulfones to 2-(*o*-nitrophenoxy)arenesulfonic acids is also relevant in this context.)

Smiles rearrangements of intermediate diaryl sulfides are almost certainly responsible for the formation,³¹⁷ among other products (see section III.E), of phenothiazines 288 in the thermal reactions of *o*-nitrosulfenilides (287) (Table XXXIX).



a, R = H; b, R = Me

(315) H. L. Sharma, V. N. Sharma, and R. L. Mital, *Aust. J. Chem.*, **21**, 3081 (1968); *Tetrahedron Lett.*, 1657 (1959).

(316) T. Okamoto and J. F. Bunnett, *J. Amer. Chem. Soc.*, **78**, 5363 (1956).

(317) F. A. Davis, R. B. Wetzel, T. J. Devon, and J. F. Stackhouse, *J. Org. Chem.*, **36**, 799 (1971); *Chem. Commun.*, 687 (1970).

Table XXXIX

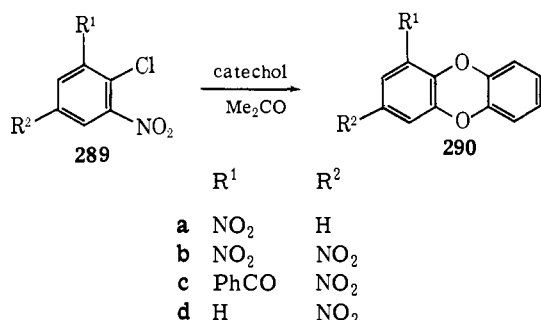
Phenothiazines from the Thermolysis of Nitrobenzenesulfenilides^a

Starting material (287)	Solvent	Product (288)	Yield, %
a	Aniline	a	3
a	<i>p</i> -Toluidine	b	12
b	Aniline	a	3
b	<i>p</i> -Toluidine	b	14

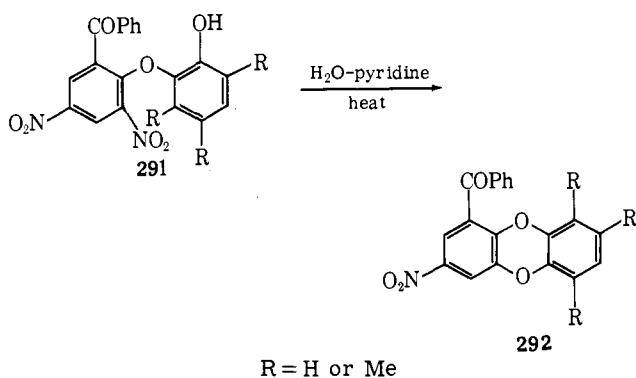
^a The sulfenilides were heated with an excess of the amine at 195° for ca. 15 hr.

9. Dibenzodioxans

Dibenzodioxans (**290a-c**) are obtained³¹⁸ when *o*-chloro-nitrobenzene derivatives (**289a-c**) are treated with catechol in warm acetone. The presence of a 6-substituent appears to be mandatory for the success of this type of condensation which fails in the case of 2,4-dinitrochlorobenzene (**289d**) (similar restrictions apply to related syntheses of phenoxazines and phenothiazines; cf. sections II.E.6 and II.E.8). Reactions of the type **289** → **290** almost certainly proceed by a mech-

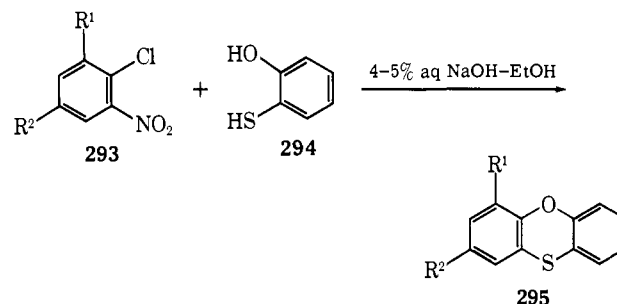


anism involving intramolecular nucleophilic displacement of the nitro group in an intermediate diaryl ether as evidenced³¹⁸ by the conversion of the 2-nitro-2'-hydroxydiaryl ethers (**291**) into the dibenzodioxans (**292**) under basic conditions. On this basis these reactions are closely related to the conversions of 2-nitro-2'-hydroxydiaryl amines and of 2-nitro-2'-acylamino-diaryl sulfides into phenoxazines and phenothiazines, respectively (cf. section II.E.6 and II.E.8).



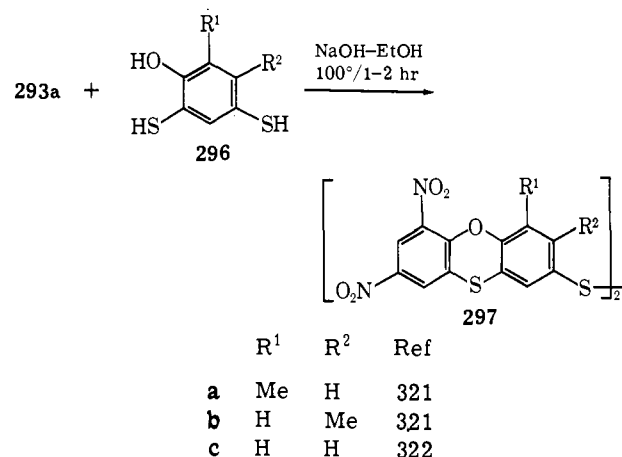
10. Phenoxathiins

The formation of phenoxathiins (e.g., **295**, **297**) by the reaction of *o*-chloronitroarenes (**293**) with *o*-mercaptophenol (**294**) and its derivatives (**296**) was first reported by Mauthner^{319, 320} and later by Pollak and Riesz.^{321, 322} However, no attempt was made to establish the orientation of the phenoxathiin products.



R ¹	R ²	Yield, %	Ref
a	NO ₂	59	319
b	CO ₂ H	62	320

The problem of orientation was clarified by Stevenson and Smiles³²³ who demonstrated that the intramolecular displacement of the nitro group implicit in these reactions is effected by the hydroxy rather than the thiol group (cf. **298** → **299** and **300** → **299**).



The intramolecular displacement of a nitro group is almost certainly involved in the formation of phenoxathiin 10-dioxides (**302**) from 2-hydroxy-2'-nitrodiaryl sulfones (**301**), although here displacement is preceded by Smiles rearrangement. In general, however, low yields are obtained and this reaction is unlikely to have any synthetic value for the otherwise readily accessible³²⁴ phenoxathiin S-dioxides.

(318) J. D. Loudon and F. McCapra, *J. Chem. Soc.*, 1899 (1959).

(319) F. Mauthner, *Chem. Ber.*, **38**, 1411 (1905).

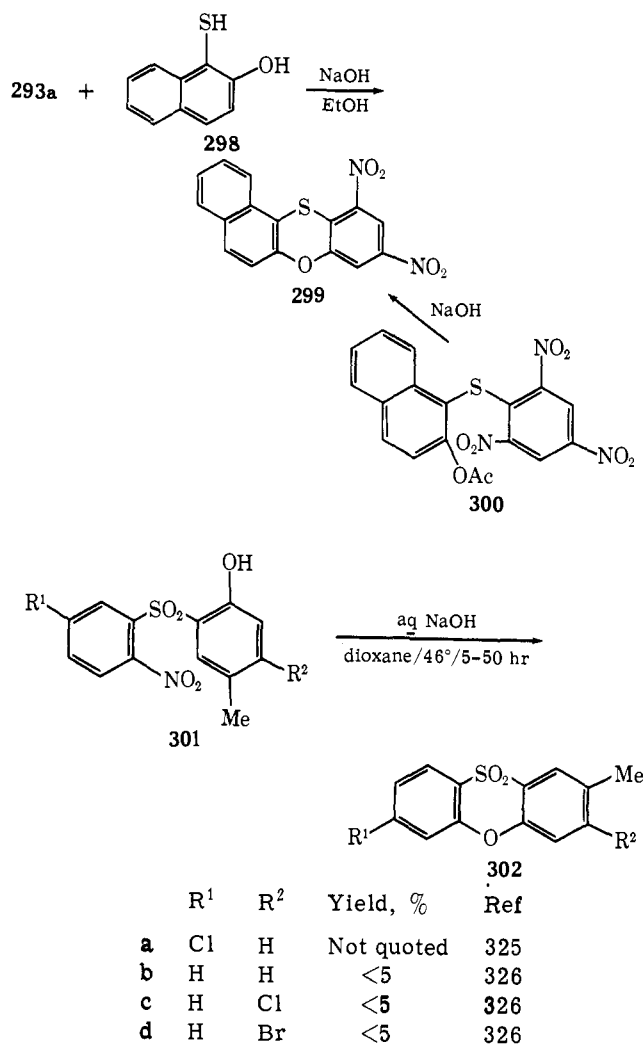
(320) F. Mauthner, *ibid.*, **39**, 1340 (1906).

(321) J. Pollak and E. Riesz, *Monatsh. Chem.*, **50**, 251 (1928).

(322) J. Pollak and E. Riesz, *ibid.*, **53**, 90 (1929).

(323) H. A. Stevenson and S. Smiles, *J. Chem. Soc.*, 718 (1931).

(324) D. S. Breslow and H. Skolnik in "Chemistry of Heterocyclic Compounds," Part 2, A. Weissberger, Ed., Wiley, New York, N. Y., 1966, p 868.



F. SIX-MEMBERED HETEROCYCLES CONTAINING THREE HETEROATOMS

Benzo-1,2,4-triazines

The base-catalyzed cyclization of *o*-nitrophenylguanidines, *o*-nitrophenylureas, and related compounds provides probably the best general method for the synthesis of 3-substituted benzo-1,2,4-triazine 1-*N*-oxides. These cyclizations are analogous to the type already described for the synthesis of cinnoline *N*-oxides (*cf.* section II.E.1). Warming *o*-nitrophenylguanidine (**305a**) with aqueous alkali yields 3-aminobenzo-1,2,4-triazine 1-*N*-oxide (**306a**) in high yield (Table XL).³²⁷ The scope of this reaction has been modified and extended to include a variety of *o*-nitrophenylguanidine derivatives (**305**) (Table XL) which are prepared *in situ* by the acid-catalyzed condensation of an *o*-nitroaniline derivative (**303**) with cyanamide (**304**), or the cheaper sodium cyanamide, and subsequently cyclized to benzo-1,2,4-triazine *N*-oxides (**306**) under alkaline conditions.^{328, 329} Typical reaction conditions and yields are

Table XL

Base-Catalyzed Cyclization of *o*-Nitrophenylguanidine Derivatives (**305**) to 3-Aminobenzo-1,2,4-triazine 1-*N*-Oxides (**306**)

Starting material	Reaction conditions	Product	Yield, %	Ref
305a	Aq NaOH/boil briefly	306a	<i>a</i>	327
303a	1. Sodium cyanamide/concn HCl/heat	306a	44	329
303a	2. 40% NaOH/100°/0.5 hr			
303a	1. NH ₂ CN/100°	306a	80	330
303a	2. Concd HCl/100°/few min			
303a	3. 40% NaOH/100°/0.5 hr			
309a	4% aq NaOH/boil/2 min	306a	85	331
303b	1. NH ₂ CN/concd HCl/heat	306b	26	328
303b	2. 30% aq NaOH/100°/5 min			
303b	<i>b</i>	306b	<i>a</i>	329
303b	1. NH ₂ CN/100°	306b	39	330
303b	2. Concd HCl/100°/few min			
303b	3. 40% aq NaOH/100°/0.5 hr			
303c	1. NH ₂ CN/concn HCl-AcOH/reflux/25 min	306c	47	328
303c	2. 30% aq NaOH/boil/10 min			
303d	1. NH ₂ CN(HCl) ₂ /180-190°/10 min	306d	64	328
303d	2. 30% aq NaOH/boil/few min			
303f	<i>b</i>	306f	<i>a</i>	329
303f	1. NH ₂ CN/100°	306f	81	330
303f	2. Concd HCl/100°/few min			
303f	3. 40% aq NaOH/100°/0.5 hr			
303g	40% aq NaOH/100°/0.5 hr	306g	66	330
303h	<i>b</i>	306h	<i>a</i>	329
303i	<i>b</i>	306i	<i>a</i>	329
303j	1. NH ₂ CN/100°	306j	75	330
303j	2. Concd HCl/100°/few min			
303j	3. 40% aq NaOH/100°/0.5 hr			
303k	<i>b</i>	306k	<i>a</i>	329
305e	8% aq NaOH/reflux/4 min	306e	50	332
307	Aq NaOH/reflux	308	Quant	333
309b	4% aq NaOH/reflux/5 min	311	94	331

^a Yield not quoted. ^b No details given.

shown in Table XL. Owing to the exothermic nature of the *o*-nitroaniline-cyanamide condensation, large-scale reactions are best carried out in a solvent such as acetic acid.³²⁸ The limiting factor in this benzo-1,2,4-triazine *N*-oxide synthesis is the ease of formation of the nitrophenylguanidine. In difficult cases, treating the *o*-nitroaniline derivative with cyanamide dihydrochloride at elevated temperature is recommended (Table XL).³²⁸ However, even these conditions fail to convert the weakly basic 2,4-dinitroaniline (**303e**) into 7-nitrobenzo-1,2,4-triazine 1-*N*-oxide (**306e**). However, the latter compound is readily synthesized by the base-catalyzed cyclization of 2,4-dinitrophenylguanidine (**305e**) prepared by an alternative method.³³² Enhanced yields (Table XL) of 3-aminobenzo-1,2,4-triazine 1-*N*-oxides are obtained by using an excess of cyanamide.³³⁰ *N*-Substituted *N'*-*o*-nitrophenylguanidines also undergo base-catalyzed cyclization to the corresponding benzo-1,2,4-triazine *N*-oxide (*e.g.*, **307** →

(325) B. A. Kent and S. Smiles, *J. Chem. Soc.*, 422 (1934).

(326) T. Okamoto and J. F. Bunnett, *J. Amer. Chem. Soc.*, 78, 5357 (1956).

(327) F. Arndt, *Chem. Ber.*, 46, 3522 (1913).

(328) F. J. Wolf, K. Pfister, R. M. Wilson, and C. A. Robinson, *J. Amer. Chem. Soc.*, 76, 3551 (1954).

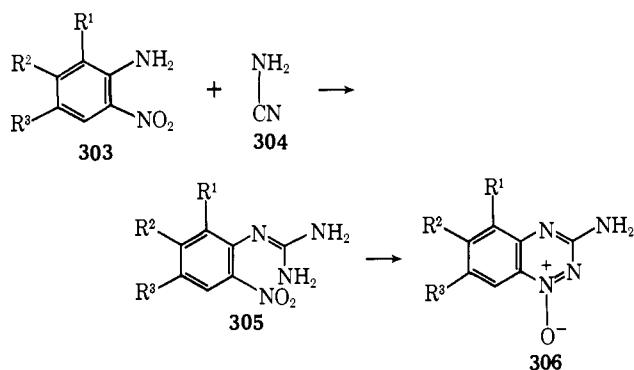
(329) J. Jiu and G. P. Mueller, *J. Org. Chem.*, 24, 813 (1959).

(330) J. C. Mason and G. Tennant, *J. Chem. Soc. B*, 911 (1970).

(331) H. J. Backer and H. D. Moed, *Recl. Trav. Chim. Pays-Bas*, 66, 689 (1947).

(332) H. Dolman, H. A. Peperkamp, and H. D. Moed, *ibid.*, 83, 1305 (1964).

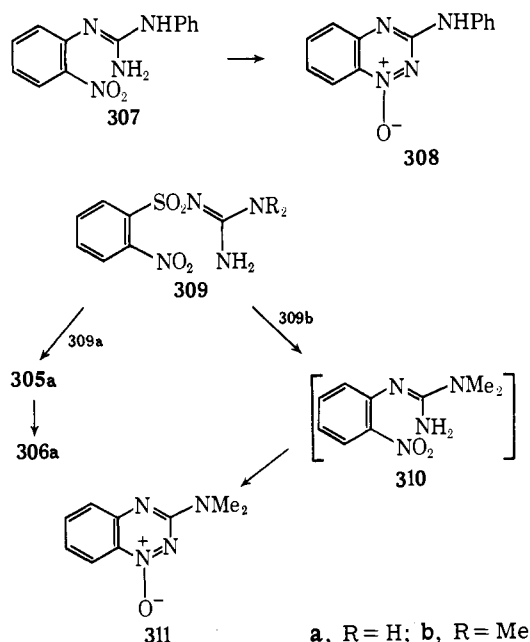
(333) F. Arndt and B. Rosenau, *Chem. Ber.*, 50, 1248 (1917).



	R ¹	R ²	R ³
a	H	H	H
b	H	H	Cl
c	H	H	Br
d	H	Cl	Cl
e	H	H	NO ₂
f	H	H	MeO
g	H	H	Me
h	H	H	EtO
i	H	H	Ph
j	H	Me	Me
k	Me	H	Me

308);³³³ Table XL). The *o*-nitrophenylguanidine derivative can also be generated *in situ* by the Smiles rearrangement of an *o*-nitrophenylsulfonylguanidine as exemplified by the base-catalyzed transformations **309a** → **305a** → **306a** and **309b** → **310** → **311** (Table XL).³³¹

The nitrophenylguanidine cyclization has also been applied to heterocyclic derivatives. Base-catalyzed cyclization of the nitropyridylguanidines (**312a-c**) affords moderate to good



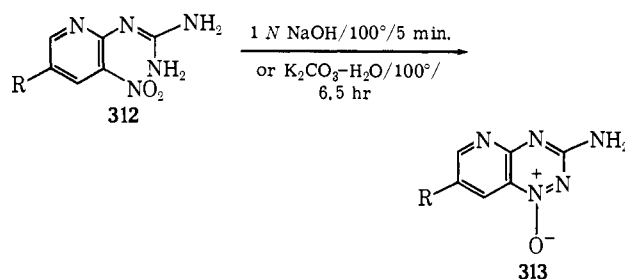
yields of pyrido[2,3-*e*]-*as*-triazine *N*-oxides (**313a-c**).²⁰² The best yields in these reactions are obtained using aqueous potassium carbonate at 100° for 6.5 hr. Under these conditions subsequent ring contraction of the triazine product to a triazole derivative (see section II.C.1) is kept to a minimum. No cyclization occurs when <1% aqueous sodium hydroxide is used as catalyst, while the use of >5% aqueous sodium hy-

Table XLI

Base-Catalyzed Cyclization of *o*-Nitrophenylureas (**318**, X = O) and *o*-Nitrophenylthioureas (**318**, X = S) to Benzo-1,2,4-triazine 1-*N*-Oxides (**319**, X = O or S)

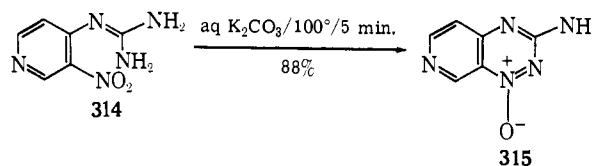
Starting material	Reaction conditions	Product (319)	Yield, %	Ref
318a	10% aq KOH/heat	a	<i>a</i>	327
318b	30% aq NaOH/90–95°/0.5 hr	b	88	335
318c	Aq NaOH/reflux/1 min	c	89	332
320a	8% aq NaOH/reflux/5 min	a	45	336

^a Yield not quoted.

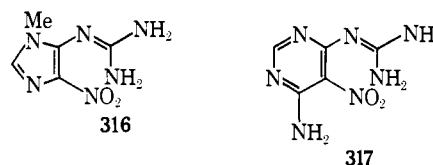


R	Yield, %
a	40
b	83
c	39

dioxide causes extensive triazole formation.²⁰² Isomeric pyrido[4,3-*e*]-*as*-triazine *N*-oxides (e.g., **315**) are available³³⁴ by the corresponding base-catalyzed cyclization of nitropyridylguanidines of the type **314**. In contrast, attempts^{201b} to effect the base-catalyzed cyclization of the nitroimidazolyl-



and nitropyrimidylguanidines (**316** and **317**) resulted in the complete degradation of the starting material.



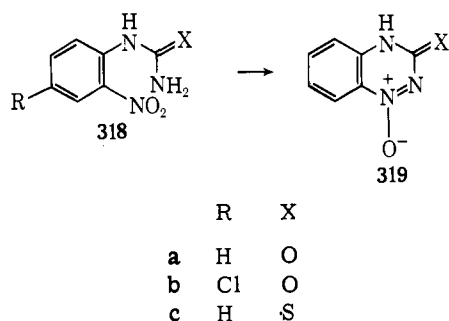
Closely related to the *o*-nitrophenylguanidine cyclizations are the base-catalyzed transformations of *o*-nitrophenylureas (**318**, X = O) and thioureas (**318**, X = S) into benzotriazinone *N*-oxides (**319**, X = O) and benzotriazinethione *N*-oxides (**319**, X = S).^{327, 332, 335} Typical examples are given in Table XLI.

The *o*-nitrophenylurea can be generated *in situ* by Smiles rearrangement (see before) as in the conversion³³⁶ of *o*-nitrophenylsulfonylurea (**320a**) into the benzotriazinone **319a**

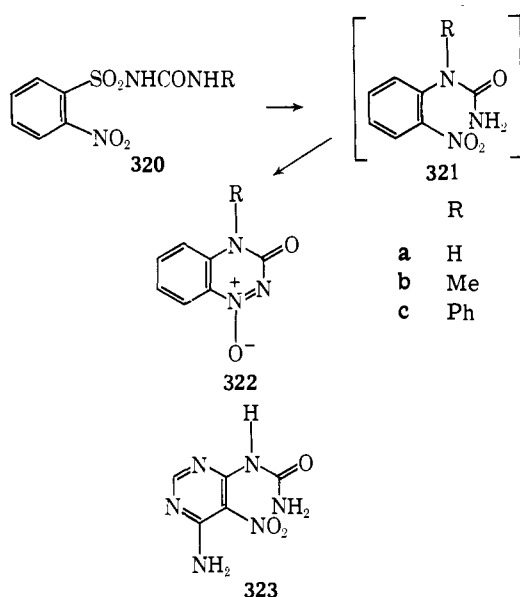
(334) A. Lewis and R. G. Shepherd, *J. Heterocycl. Chem.*, **8**, 47 (1971).

(335) F. J. Wolf, A. M. Wilson, J. K. Pfister, and M. Tishler, *J. Amer. Chem. Soc.*, **76**, 4611 (1954).

(336) H. J. Backer and J. Groot, *Recl. Trav. Chim. Pays-Bas*, **69**, 1323 (1950).



(Table XLI). The N-substituted *o*-nitrophenylsulfonyleureas (320b,c) heated with 0.1–2 *N* aqueous sodium hydroxide undergo Smiles rearrangement to afford the N-substituted *o*-nitrophenylureas (321b,c) which resist cyclization to the corresponding benzotriazinone *N*-oxides (322b,c).³³⁸



Heating the nitropyrimidylurea (323) with aqueous alkali resulted in degradation of the starting material rather than cyclization.^{201b}

N-*o*-Nitrophenylamidines (324) cyclize on warming with 2 *N* aqueous sodium hydroxide or ethanolic sodium ethoxide providing a convenient general route to 3-arylbenzo-1,2,4-triazine 1-*N*-oxides (325) (Table XLII).^{337,338} Similar cyclization of the hetarylamidines (326) affords 3-(thiazol-4-yl)benzo-1,2,4-triazine 1-*N*-oxides (327).³³⁹

III. Formation of Uncyclized Products

A. AROMATIC NITROSO COMPOUNDS

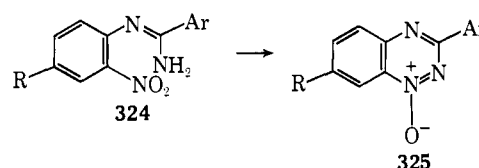
Aromatic nitroso compounds remain difficult to prepare despite the wide variety of synthetic routes available.³⁴⁰ The synthesis of nitrosoarenes by photochemical transformation of *o*-nitrobenzene derivatives has been known since 1901, the

Table XLII

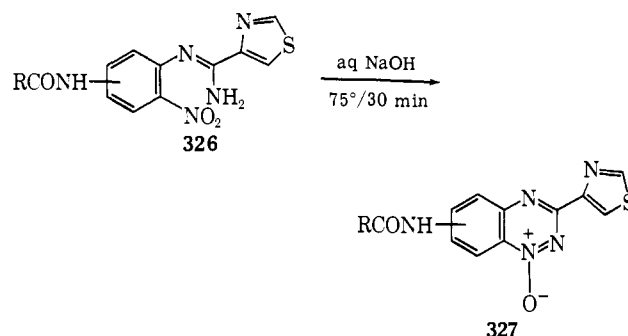
Base-Catalyzed Cyclization of *N*-(*o*-Nitrophenyl)arylamidines (324) to 3-Arylbenzo-1,2,4-triazine 1-*N*-Oxides (325)

Starting material (324)	Reaction conditions	Product (325)	Yield, %	Ref
a	8% aq NaOH/100°/5 min	a	2.2	337, 338
b	NaOR-ROH/heat	b	a	338
c	NaOR-ROH/heat	c	a	338
d	NaOR-ROH/heat	d	58	338
e	NaOR-ROH/heat	e	80	338
f	NaOR-ROH/heat	f	a	338
g	NaOR-ROH/heat	g	60	338
h	NaOR-ROH/heat	h	a	338

^a Yield not quoted.



R	Ar
a	H
b	Me
c	Cl
d	MeO
e	H
f	<i>p</i> -NO ₂ C ₆ H ₄
g	<i>p</i> -ClC ₆ H ₄
h	<i>p</i> -MeOC ₆ H ₄
	CH=CHPh



R = *i*-PrO, Ph, *p*-FC₆H₄ (yields not quoted)

earliest reported example being the conversion³⁴¹ of *o*-nitrobenzaldehyde to *o*-nitrosobenzoic acid (eq 20). Reactions of this type have been discussed in a recent review;⁵ other examples are illustrated in reactions 21–25.

The efficiency of typical examples from the early literature is difficult to assess, but more recent examples (eq 22 and 23) suggest that the yields of nitroso products are high. Clearly such reactions will be of only limited use in synthesis: although they have the advantage of occurring in neutral media, they suffer from an obvious limitation in relation to the presence of other photosensitive functional groups in the molecule. However, an important indirect application is in the design of photosensitive protecting groups for carboxylic acids (cf. eq 26 and 27). The undesirable side reaction of the liberated amine with *o*-nitrosobenzaldehyde in reaction 27 is avoided

(337) R. F. Robbins and K. Schofield, *J. Chem. Soc.*, 3186 (1957).

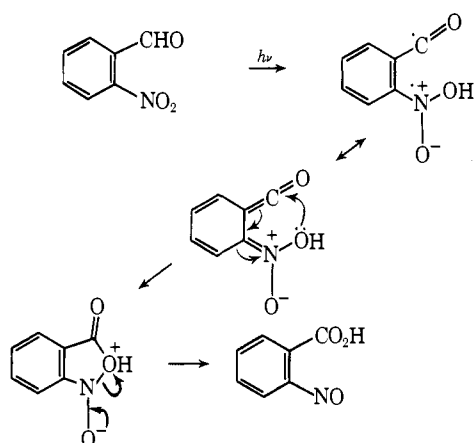
(338) R. Fusco and G. Bianchetti, *Rend. Ist. Lomb. Sci. Lett., Cl. Sci. Mat. Natur.*, **91**, 963 (1957); *Chem. Abstr.*, **53**, 9243 (1959).

(339) R. L. Ellsworth, D. F. Hinkley, and E. F. Schoenewaldt, French Patent 2,014,422; *Chem. Abstr.*, **74**, 76423 (1971).

(340) J. H. Boyer in "The Chemistry of the Nitro and Nitroso Groups," H. Feuer, Ed., Interscience, New York, N. Y., pp 215–299.

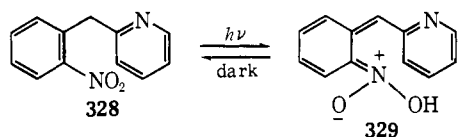
(341) G. Ciamician and P. Silber, *Chem. Ber.*, **34**, 2040 (1901).

Scheme IX



by the use of the corresponding 2,2'-dinitrodiphenylmethyl-oxycarbonyl derivatives.³⁴²

Very little attention has been paid to the mechanism^{343,344} of the photoisomerization of *o*-nitrobenzaldehyde. One possibility³⁴⁵ is that N-O bond cleavage followed by subsequent oxygen atom insertion into the C-H bond of the aldehyde side chain occurs. Alternatively,^{4,346,347} the benzylic hydrogen atom may be abstracted by the photoexcited nitro group (Scheme IX). Circumstantial evidence in support of the latter mechanism is provided by the photochromic behavior^{348a} of a number of compounds containing an *o*-nitrobenzyl substituent. It has been established that the colored species formed have *aci*-nitro structures (e.g., **328** \rightleftharpoons **329**). It should be noted,



however, that *p*-nitrobenzaldehyde can be converted photochemically to *p*-nitrosobenzoic acid, and the possibility of an intermolecular mechanism for the *o*-nitrobenzaldehyde rearrangement has not been ruled out.

The isomerization of *o*-nitrobenzaldehyde to *o*-nitrosobenzoic acid can also be effected³⁵² through the formation of intermediate cyanohydrins. Yields are high and the generality of the reaction has been demonstrated³⁵² using *o*-nitropiperonal and 2-nitro-5-chloro- and 2,4-dinitrobenzaldehyde.

Photolysis of the readily available¹²⁰ *o*-nitroaryl derivatives of α -amino acids **330** in neutral or alkaline solution provides a

(342) A. Patchornik, B. Amit, and R. B. Woodward, *J. Amer. Chem. Soc.*, **92**, 6333 (1970).

(343) P. Leighton and F. Lucy, *J. Chem. Phys.*, **2**, 756 (1934).

(344) H. Mauser and H. Heitzer, *Z. Naturforsch.*, **21b**, 109 (1966).

(345) J. G. Calvert and J. N. Pitts, "Photochemistry," Wiley, New York, N. Y., 1966, p 478.

(346) J. A. Berson and E. Brown, *J. Amer. Chem. Soc.*, **77**, 447 (1955).

(347) I. Tanasescu, *Bull. Soc. Chim. Fr.*, **29**, 1443 (1926).

(348) (a) R. Exelby and R. Grinter, *Chem. Rev.*, **65**, 247 (1965); J. Weinstein, A. Bluhm, and J. Sousa, *J. Org. Chem.*, **31**, 1983 (1966); (b) J. Reisch and K. G. Weidmann, *Arch. Pharm. (Weinheim)*, 906 (1971).

(349) I. Tanasescu and H. Tanasescu, *Bull. Soc. Stiinte Cluj.*, **2**, 369 (1925); *Chem. Abstr.*, **20**, 749 (1926).

(350) M. A. Hems, *Tetrahedron Lett.*, 375 (1969).

(351) J. A. Bartrop, P. J. Plant, and P. Schofield, *Chem. Commun.*, 822 (1966).

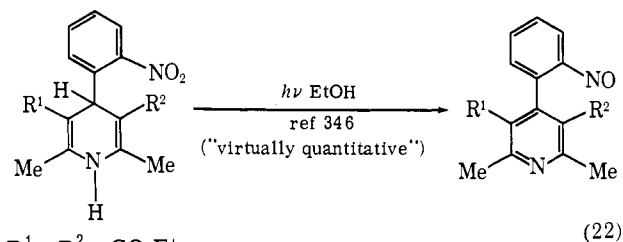
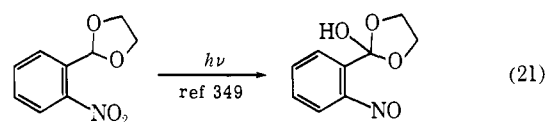
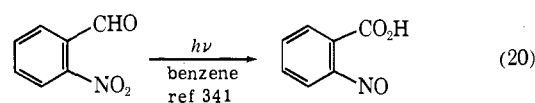
(352) G. Heller, *Chem. Ber.*, **39**, 2334 (1906); **43**, 2829 (1910); *J. Prakt. Chem.*, **106**, 1 (1923); S. Ekecrantz and A. Ahlquist, *Chem. Ber.*, **41**, 878 (1908).

Table XLIII

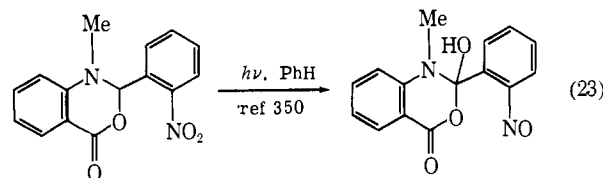
Formation of *o*-Nitrosoarylamines in the Photolysis of *N*-(2,4-Dinitrophenyl)- α -amino Acids

Starting material (330)	Product (331)	Yield, %	Ref
a	a	67	355
b	a	a	356
c	a	76	101
d	a	a	356
e	b	84	354

^a Yield not quoted.



R¹ = R² = CO₂Et
 R¹ = R² = COMe
 R¹ = COMe; R² = CO₂Et



valuable synthetic route to *o*-nitrosoarylamines (**331**);³⁵³⁻³⁵⁶ in acid solution, however, the major products are benzimidazole *N*-oxides (see section II.B.3). Some examples of this type of transformation are shown in Table XLIII. *o*-Nitrosoarylamines have also been obtained,³⁵⁷ although in low yield, by irradiation of *N*-alkyl-*o*-nitroanilines (cf. **332** \rightarrow **333**, yield ca. 5%).

A related procedure is the photolytic conversion³⁵⁸ of the sodium salt of 2-deoxy-2-(2,4-dinitroanilino)-D-gluconic acid (**334**) in aqueous solution into 4-nitro-2-nitrosoaniline together with D-arabinose (**335**).

In contrast to the salt **334** the alditol derivative **336** is photochemically stable under similar conditions. This difference in reactivity may prove to be useful as a diagnostic tool in structure determination. Oxidation of the *N*-(2,4-dinitrophenyl)

(353) D. W. Russell, *Biochem. J.*, **83**, 8 (1962).

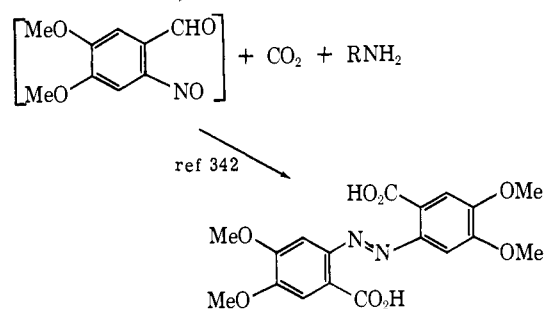
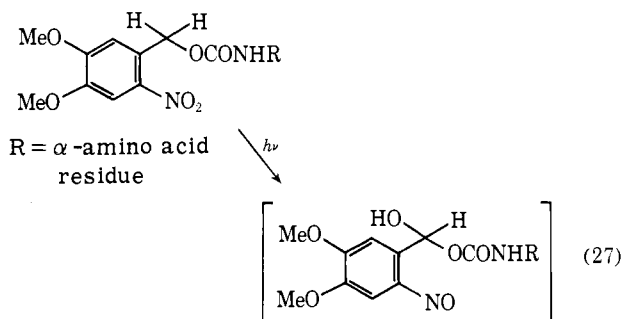
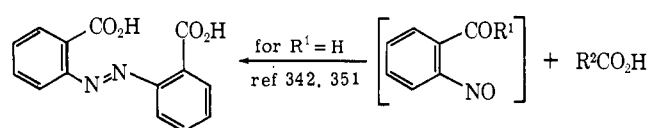
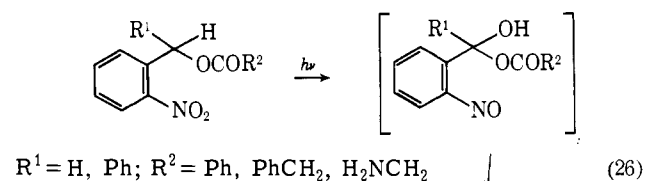
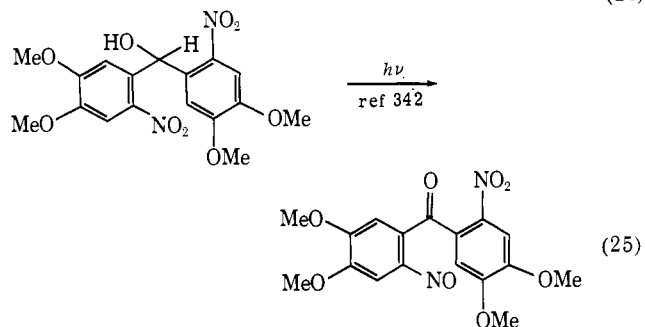
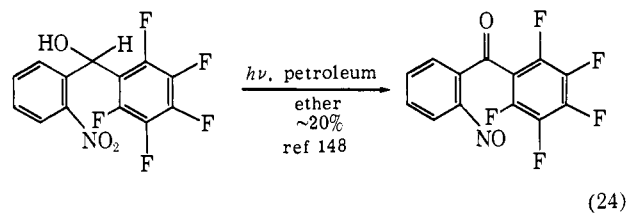
(354) D. W. Russell, *J. Chem. Soc.*, 2829 (1964).

(355) D. W. Russell, *ibid.*, 874 (1963).

(356) D. W. Russell, *Biochem. J.*, **87**, 1 (1963).

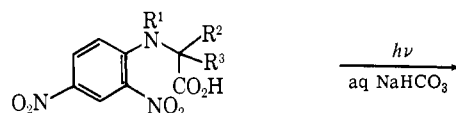
(357) R. E. McMahon, *Tetrahedron Lett.*, 2307 (1966).

(358) A. E. El Ashmawy, D. Horton, and K. D. Philips, *Carbohydr. Res.*, **9**, 350 (1969).

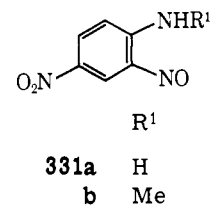


derivative to the aldonic acid followed by photolysis may likewise find use as a method for the stepwise degradation of 2-amino-2-deoxyaldoses.

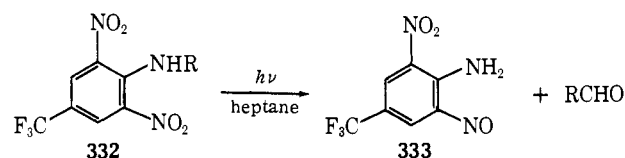
In reactions analogous to the amino acid decompositions (330 → 331; 332 → 333), photolysis of *o*-nitroaryloxyacetic acids (337) affords good yields (ca. 65%) of *o*-nitrosophenols (338).³⁵⁹ This synthetic method is an attractive one since it



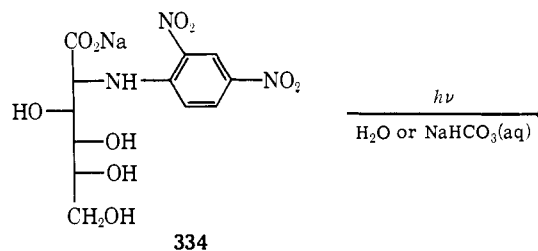
	R ¹	R ²	R ³
330a	H	H	<i>i</i> -Bu
b	H	H	H
c	H	Me	H
d	H	<i>i</i> -Pr	H
e	Me	H	<i>i</i> -Bu



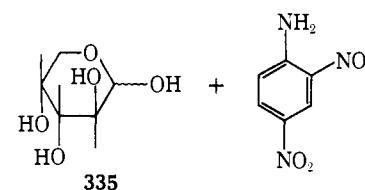
331a	H
b	Me



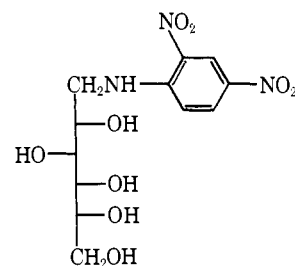
R	
a	H
b	<i>n</i> -Pr



334



335

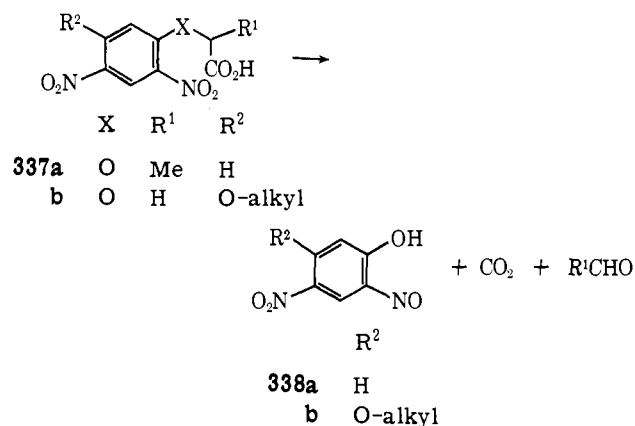


336

offers an alternative to the Baudisch oxidative nitrosation procedure;³⁶⁰ indeed an attempted³⁵⁹ synthesis of 4-nitro-2-nitrosophenol by either the Baudisch method or by reduction^{360c} of 2,4-dinitrophenol was unsuccessful. An attempt to extend the photochemical nitrosophenol synthesis to obtain the unknown *o*-nitrosothiophenol and its derivatives (*e.g.*,

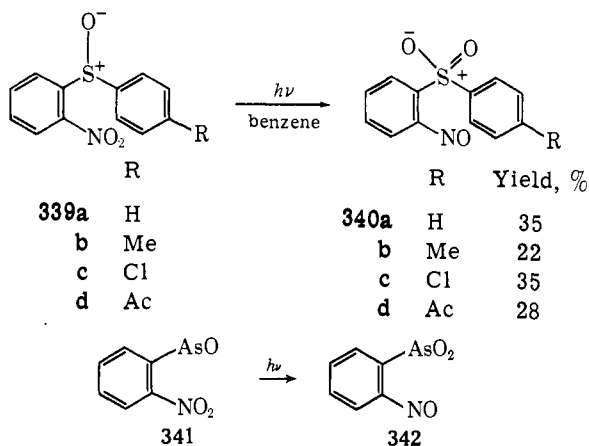
(359) P. H. McFarlane and D. W. Russell, *Chem. Commun.*, 475 (1969).

(360) (a) O. Baudisch, *J. Amer. Chem. Soc.*, **63**, 622 (1941); (b) G. Cronheim, *J. Org. Chem.*, **12**, 1, 7, 20 (1947); (c) K. Murayama, I. Tanimoto, and R. G. Goto, *J. Org. Chem.*, **32**, 2516 (1967).

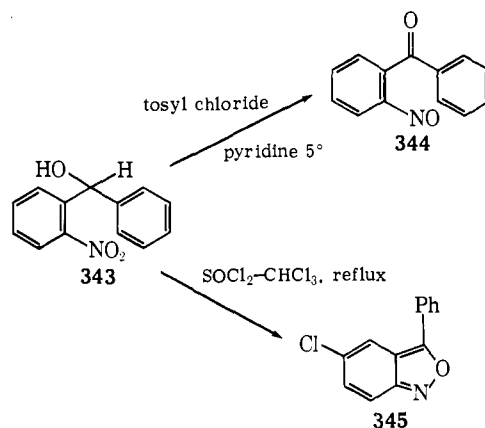


using (337) X = S; R¹ = H, alkyl, or Ph; R² = H) was unsuccessful.³⁶¹ Apparently³⁶¹ nitroso compounds are formed in these reactions but undergo further transformation on work-up to give complex, inseparable mixtures.

The photochemical conversion of (2-nitrophenyl)aryl sulfoxides (339) to (2-nitrosophenyl)aryl sulfones (340) has recently been reported.³⁶² The preliminary work³⁶² indicates that these photochemical reactions are specific for sulfoxides and cannot be applied to the corresponding nitrodiaryl sulfides. The photochemical process 339 → 340 is inhibited by benzophenone and cannot be effected thermally. A formally analogous photochemically induced oxygen transfer process is the conversion of the arsenic derivative 341 into the nitroso compound 342.³⁶³

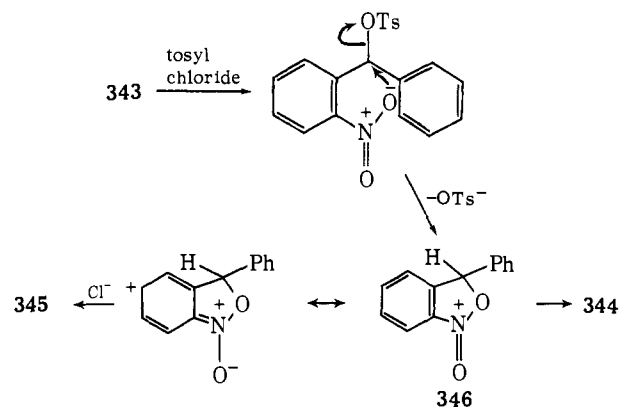


An alternative route to aromatic nitroso compounds involves the acid-catalyzed transformations of *o*-nitrobenzhydrol and its derivatives. Thus *o*-nitrobenzhydrol (343) is converted in high yield (78%) by treatment with *p*-toluenesulfonyl chloride to *o*-nitrosobenzophenone (344) or to 5-chloro-3-phenyl-2,1-benzisoxazole (345) by treatment with thionyl chloride³⁶⁴ (see section II.B.5). The method is useful for the synthesis of *o*-nitrosoaryl ketones since conventional approaches from the appropriate amine, or from the anthranil,³⁶⁵ involve vigorous oxidation. The reactions are presumed³⁶⁴ to involve an intramolecular nucleophilic displacement of a tosylate or chlorosulfonate ester by the nitro group followed



by subsequent conversion of an intermediate (346) into either the nitroso ketone or the anthranil. More recently it has been shown^{150,151} that the nitroso ketone is formed solvolytically from *o*-nitrobenzhydrol bromide in acetic acid providing sufficient sodium acetate is present to prevent accumulation of hydrogen bromide; when the latter is present at moderate concentration, the solvolysis product is exclusively 5-bromo-3-phenyl-2,1-benzisoxazole (*cf.* section II.B.5). The suggested³⁶⁴ neighboring group participation by the nitro group is supported¹⁵⁰ by kinetic data which indicate a 1500-fold solvolytic rate difference for the ortho-, relative to the para-substituted nitro derivative.

In a reaction closely analogous to transformations of *o*-nitrobenzhydrol and its derivatives (*cf.* 343 → 344), *o*-nitrophenylcyclopropane (347) is converted³⁶⁶ to *o*-nitrosophenyl ethyl ketone (348). Under identical experimental conditions,



the *p*-nitro isomer 349 undergoes ring opening to afford the alkene 350. A transformation related to the reaction 347 → 348 is the acid-catalyzed conversion of 2-nitrophenylethylene (351) to *o*-nitrosoacetophenone (352). A process which is formally analogous to the *o*-nitrophenylcyclopropane reactions (*i.e.*, 347 → 348) is the acid-catalyzed transformation^{70,367,368} of *o*-nitrophenylethylene oxide (353) to *o*-nitrosobenzoyl-methanol (354).

The conversion³⁶⁹ of 2,2'-dinitrotolan (355) into the nitro-

(361) R. S. Goudie and P. N. Preston, *J. Chem. Soc. C*, 3081 (1971).

(362) R. Tanikaga, Y. Higashio, and A. Kaji, *Tetrahedron Lett.*, 3273 (1970).

(363) P. Karrer, *Chem. Ber.*, 47, 1783 (1914).

(364) W. B. Dickinson, *J. Amer. Chem. Soc.*, 86, 3580 (1964).

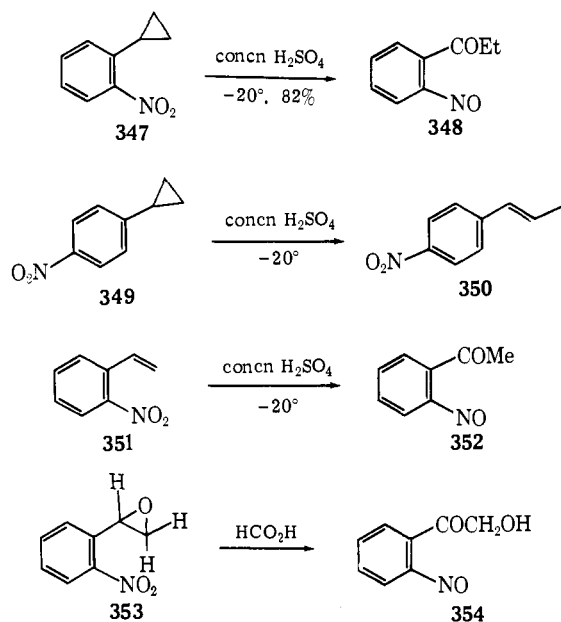
(365) G. Heller, *J. Prakt. Chem.*, 77, 166 (1908).

(366) Y. S. Shabarov, S. S. Mochalov, and I. P. Stepanova, *Dokl. Akad. Nauk. SSSR*, 189, 1028 (1969); *Chem. Abstr.*, 72, 66523 (1970).

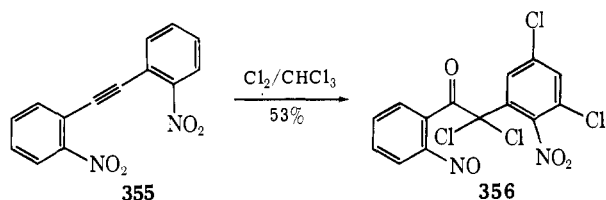
(367) F. Arndt, B. Eistert, and W. Partale, *Chem. Ber.*, 61, 1107 (1928).

(368) S. H. Nicolson and G. Tennant, unpublished results.

(369) P. Ruggli, H. Zaeslin, and F. Lang, *Helv. Chim. Acta*, 21, 1240 (1938).

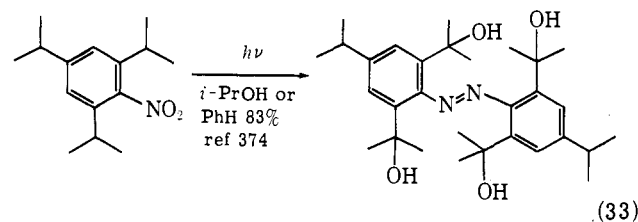
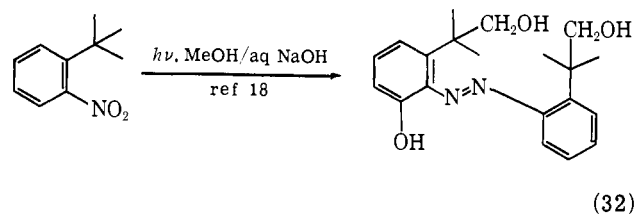
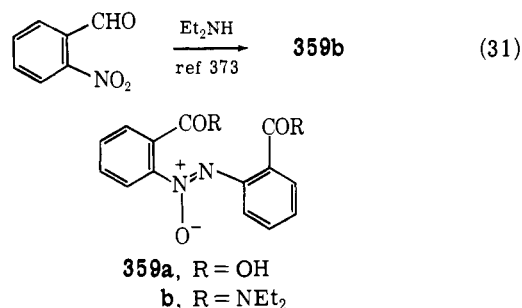
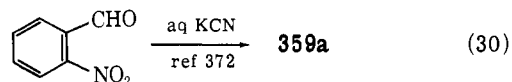
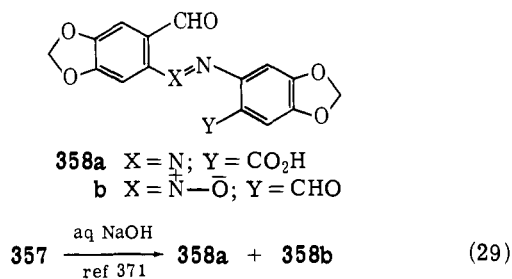
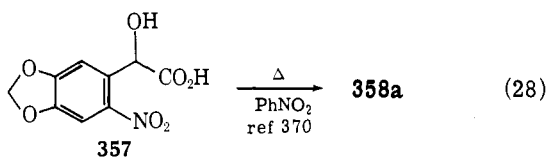


sobenzil derivative **356** by chlorine is a remarkable example of an *o*-nitro substituent interaction, the mechanism and scope of which have not been investigated.

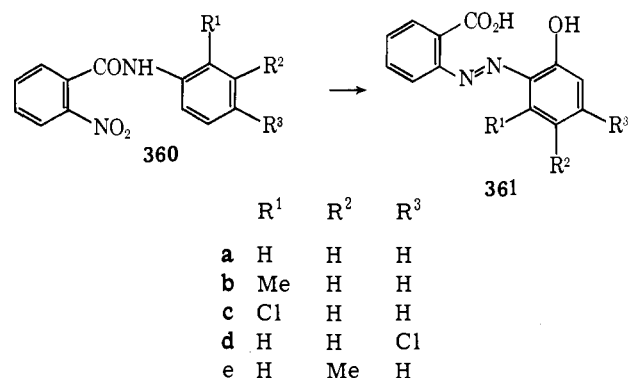


B. AZO AND AZOXY COMPOUNDS

Azo- and azoxybenzene derivatives are produced in thermal, photochemical, and base-catalyzed transformations of ortho-substituted nitrobenzene derivatives; many of these involve intramolecular oxidation of the side chain by the *o*-nitro group. Except for a few notable cases, however, yields are either poor or difficult to ascertain from the literature; unless yields are moderate to good, therefore, they are not quoted below. Processes leading to azo- and azoxybenzene derivatives are exemplified by reactions 28–33.



Photochemical transformation of the *N*-substituted *o*-nitrobenzamides (**360** and **362**) into the hydroxyazobenzene-carboxylic acids (**361** and **363**)³⁷⁵ occurs in the solid phase, or in solution by irradiation with ultraviolet light or bright sunlight. However the yields in these reactions (**360** → **361**, **362** →



363 are poor perhaps because of competitive light absorption by the azobenzene products. The overall efficiency can be increased, however, by continuously cycling the photolysate through alumina which adsorbs the azobenzene products. *o*-Nitrobenzamide and *N*-alkyl (Me, Et, *i*-Pr, PhCH₂, PhCH₂-CH₂) derivatives are photochemically stable. Although azoxy compounds could not be isolated,³⁷⁶ their intermediacy in these reactions is in accord with the well-known³⁷⁶ azoxybenzene-hydroxyazobenzene rearrangement.

(370) G. M. Robinson and R. Robinson, *J. Chem. Soc.*, 105, 1456 (1914).

(371) G. M. Robinson, *ibid.*, 111, 109 (1917).

(372) B. Homolka, *Chem. Ber.*, 17, 1902 (1884); cf. also G. Lock, *ibid.*, 63, 855 (1930); P. Carré, *Compt. Rend.*, 140, 633 (1905).

(373) H. Dickhauser and F. Kröhnke, *Chem. Ber.*, 103, 320 (1970).

(374) Y. Kitaura and T. Matsuura, *Tetrahedron*, 27, 1583 (1971).

(375) B. C. Gunn and M. F. G. Stevens, *Chem. Commun.*, 835 (1972).

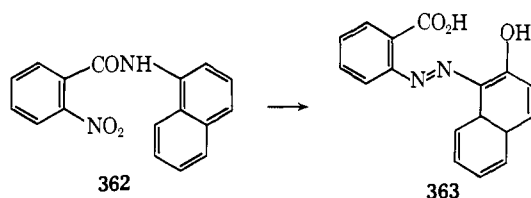
(376) G. G. Spence, E. C. Taylor, and O. Buchardt, *Chem. Rev.*, 70, 231 (1970).

Table XLIV

Products from the Pyrolysis of Nitrotoluenes in the Presence of Methanol^{a,b}

Products	Nitrotoluene isomer pyrolyzed		
	Ortho	Meta	Para
Toluidine	100	100	100
Aniline	385	6	4
Cresol	67	62	38
<i>N</i> -Methyltoluidine	31	29	17
Methyl anthranilate	369		
Bibenzyl and isomers	3	73	17

^a Conditions: 400°, 16-sec contact time; N₂ at 20 ml min⁻¹; molar ratio nitrotoluene: methanol = 1:100. ^b Figures quoted are relative yields as estimated mass spectrometrically.



Azo- and azoxybenzene derivatives are also formed in a number of reactions discussed elsewhere in this review [see sections III.D (ref 361 and 377), III.E (ref 378), II.B.1 (ref 70), and III.A (ref 342 and 351)].

C. ARYLAMINES

The thermal behavior of the nitrotoluenes has been investigated³⁷⁹ at 400–600° in the presence of benzene, benzene-*d*₆, chlorobenzene, and methanol. A noteworthy feature of these reactions is the considerable difference in behavior of the ortho compared with the meta and para isomers. For example, the products from the last two substrates in the presence of benzene are generally similar, although relative yields differ. Other than biphenyl, which is also formed from benzene alone, the major products are methylbiphenyls which probably arise from arylation of benzene by tolyl radicals. However, under the same conditions the ortho isomer gives aniline as the major product, together with smaller quantities of *o*-methylbiphenyl and its dehydrogenation product, fluorene. The origin of the aniline was clarified by pyrolysis of the nitrotoluenes in methanol (Table XLIV) from which it appears that methyl anthranilate is formed from the ortho isomer in a yield about equal to that of aniline. Evidently at high temperatures in the absence of methanol, *o*-nitrotoluene undergoes intramolecular oxidation–reduction to give anthranilic acid which decarboxylates to give aniline. Substituted methyl anthranilates can be obtained from *o*-nitrotoluene analogs, and, although yields are not particularly high (Table XLV), the route is of synthetic interest since the reactions can be carried out in a single step.

The formation of aniline from *o*-nitrotoluene in the absence of methanol also has obvious synthetic implications, exploitation of which (Table XLVI) indicates that this direct route may be useful for the synthesis of the frequently inaccessible meta-substituted arylamines.

(377) C. Simons and L. G. Ratner, *J. Chem. Soc.*, 421 (1944).

(378) D. H. R. Barton, T. Nakano, and P. G. Sammes, *J. Chem. Soc. C*, 322 (1968).

(379) E. K. Fields and S. Meyerson, *J. Org. Chem.*, 33, 4487 (1968).

Table XLV

Synthesis of Methyl Anthranilates by Pyrolysis of *o*-Methylnitroarenes in the Presence of Methanol

<i>o</i> -Methylnitroarene	Product	Yield, %
<i>o</i> -Nitrotoluene	Methyl anthranilate	38
4-Chloro-2-nitrotoluene	Methyl 4-chloroanthranilate	36
4-Fluoro-2-nitrotoluene	Methyl 4-fluoroanthranilate	21
Nitro- <i>p</i> -xylene	Methyl 4-methylanthranilate	25
5-Nitropseudocumene	Methyl 3,4-dimethylanthranilate	20
Methyl 3-nitro-4-methylbenzoate	Dimethyl 2-aminoterephthalate	6
	Methyl anthranilate	37
2-Methyl-1-nitronaphthalene	Methyl 1-amino-2-naphthoate	11

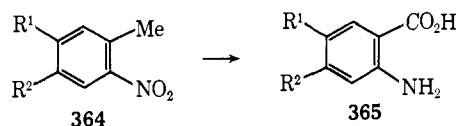
Table XLVI

Synthesis of Arylamines by the Pyrolysis of *o*-Methylnitroarenes^a in the Presence of Benzene

<i>o</i> -Methylnitroarene	Product	Yield, %
<i>o</i> -Nitrotoluene	Aniline	57
Nitro- <i>p</i> -xylene	<i>m</i> -Toluidine	59
4-Chloro-2-nitrotoluene	<i>m</i> -Chloroaniline	15
4-Fluoro-2-nitrotoluene	<i>m</i> -Fluoroaniline	27
5-Nitropseudocumene	4-Amino- <i>o</i> -xylene	19
Methyl 3-nitro-4-methylbenzoate	Methyl 3-aminobenzoate	32
2-Methyl-1-nitronaphthalene	1-Naphthylamine	70

^a Conditions: 600°; contact time 20 sec; mole ratio of nitro compound: benzene = 1:4.

o-Aminobenzoic acid derivatives are also formed in variable yields in the reactions of *o*-nitrotoluene derivatives with alkali; typical examples are represented by the reaction 364 → 365.



R ¹	R ²	Conditions	Product (365), % yield	Ref
H	H	KOH/Δ	22	380
SO ₃ H	H	Aq NaOH/Δ	45	381
H	NO ₂	KOH- <i>i</i> -PrOH/Δ	Not quoted	382

D. SULFINIC ACIDS

Synthetic routes to the relatively labile aromatic sulfinic acids are well established,³⁸³ and the formation of such compounds from ortho-substituted nitrobenzene derivatives is of mechanistic interest only.

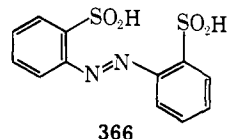
(380) G. Lock, *Chem. Ber.*, 73, 1377 (1940).

(381) E. N. Shagova, *Anilinokrasochnaya Prom.*, 4, 264 (1934); *Chem. Abstr.*, 28, 7254 (1934).

(382) K. G. Rosdahl, Swedish Patent, 128,380; *Chem. Abstr.*, 44, 9480 (1950).

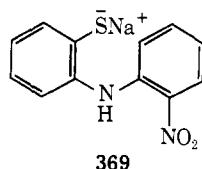
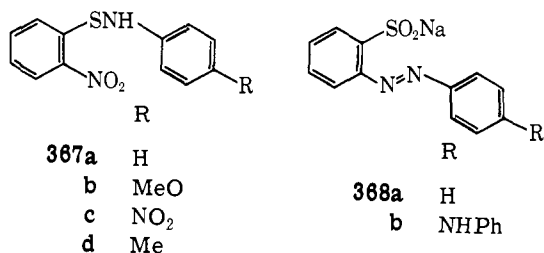
(383) W. E. Truce and A. M. Murphy, *Chem. Rev.*, 48, 69 (1951).

o-Nitrothiophenol when heated with sodium pentyl oxide in pentyl alcohol affords the sodium salt of the sulfinic acid **366**



in 32% yield although under the same conditions the corresponding methylthio ether is simply reduced to the corresponding azo or azoxy compound.³⁷⁷

Base-catalyzed reaction of 2-nitrobenzenesulfenamide (**367a**) affords the sodium salt of azobenzene-2-sulfonic acid (**368a**)³⁸⁴ and not the *o*-nitroaniline derivative (**369**) as reported by previous workers.³⁸⁵



The mechanism proposed³⁸⁴ for the formation of the sulfinate **368a** was shown to be unacceptable by Brown³⁸⁶ on the grounds that both the oxygen atoms in the product originate from the nitro group as evidenced by labeling studies. Kinetic data³⁸⁶ indicate that the reactions **367** → **368** are first order in sulfenamide and in hydroxide ion with the methoxy derivative (**367b**) rearranging at a slightly faster rate than **367a**. These observations, coupled with the failure of the nitro derivative (**367c**) to undergo rearrangement, have been rationalized³⁸⁶ in terms of a mechanism involving an intramolecular oxygen-transfer process (Scheme X).

A remarkably similar transformation of the anilide **367a** occurs³⁸¹ under the influence of light from a sun lamp. Under these conditions the sulfinic acid **368b** (SO₂H for SO₂Na) is formed in moderate yield (37%) together with 2,2'-dinitrodiphenyl disulfide (<5%) and aniline (10%). This behavior contrasts with the results observed when the anilide **367a** is pyrolyzed³¹⁷ (see section III.E). Formation of the sulfinic acid appears to have precise structural requirements since such products are not observed³⁶¹ on photolysis of the *N*-methylanilide **367a** (NMe for NH).

E. SULFONIC ACIDS AND DERIVATIVES

Orthanilic acid or its derivatives are formed among other products in a number of reactions (*cf.* **370** → **371**; Table XLVII) involving derivatives of *o*-nitroarylsulfenic acids.

(384) M. P. Cava and C. E. Blake, *J. Amer. Chem. Soc.*, **78**, 5444 (1956).
 (385) M. L. Moore and T. B. Johnson, *ibid.*, **57**, 2235 (1935).
 (386) C. Brown, *Chem. Commun.*, 100 (1969); *J. Amer. Chem. Soc.*, **91**, 5832 (1969).

Scheme X

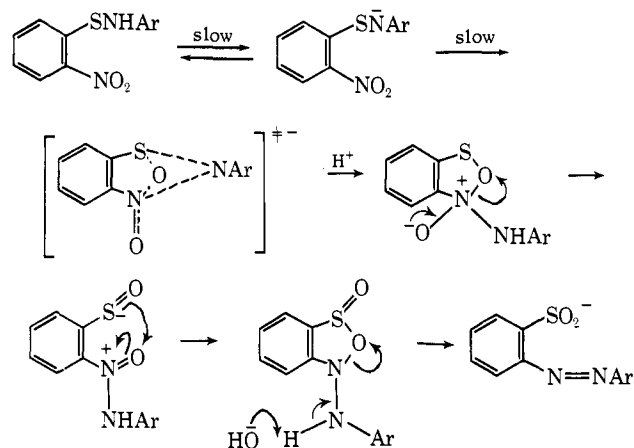


Table XLVII

Formation of Orthanilic Acid and 2-Amino-4-nitrobenzenesulfonic Acid from Derivatives of *o*-Nitrobenzenesulfenic Acid

Starting material (370)	Reaction conditions	Product (371)	Yield, %	Ref
a	Aq MeOH/heat	a	33	388
b	(i) AcOH, (ii) PhH/80°	b	2	389
c	MeOH/HCl/H ₂ O/heat	b	70	389
b	MeOH/HCl/H ₂ O/heat	b	40	389
d	MeOH/HCl/H ₂ O/heat	b	20	389
e	<i>hν</i> /benzene	b	a	378
f	<i>hν</i> /benzene	b	a	378
d	<i>hν</i> /benzene	b	a	378, 390
g	<i>hν</i> /benzene	b	19	387a

^a Yield not determined.

Orthanilic acid itself is formed in the reaction of *o*-nitrophenylsulfonyleacetic acid (**372**) with aqueous sodium hydroxide.^{387b}

The mechanisms of these reactions (**370** → **371**) have not been established although the conversion **370b** → **371b** is apparently³⁹¹ in part photochemical and proceeds by way of the 2-acetoxyamino compound **371** (NHOAc for NH₂). Reactions of this type may find some application for the synthesis of orthanilic acids; certainly the process **370c** → **371b** is a superior route compared with an alternative procedure employing fuming sulfuric acid.³⁸⁹

Studies^{385, 392} of the thermolysis of 2-nitrobenzenesulfenylamides (**373**) in amine solvents have recently been reinvestigated by Davis and his coworkers.³¹⁷ A variety of products are obtained including diaryl sulfides, phenothiazines (*cf.* section II.E.8), and aminoarylsulfonamides (**374**) (*cf.* Table XLVIII). In general yields are poor, but it is noteworthy that

(387) (a) D. H. R. Barton, Y. L. Chow, A. Cox, and G. W. Kirby, *J. Chem. Soc.*, 3571 (1965); (b) K. B. Shaw and R. K. Miller, *Can. J. Chem.*, **48**, 1394 (1970).

(388) T. Zincke and F. Farr, *Justus Liebig's Ann. Chem.*, **391**, 57 (1912).

(389) N. Kharasch, W. King, and T. C. Bruce, *J. Amer. Chem. Soc.*, **77**, 931 (1955).

(390) R. S. Goudie, Ph.D. Thesis, Heriot-Watt University, Edinburgh, 1971.

(391) F. Kaluza and G. W. Perold, *J. S. Afr. Chem. Inst.*, **13**, 89 (1960); *Chem. Abstr.*, **55**, 11346 (1961).

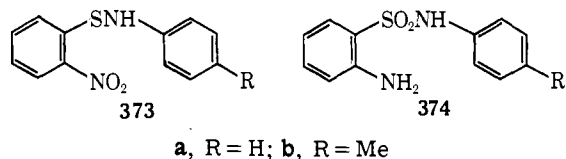
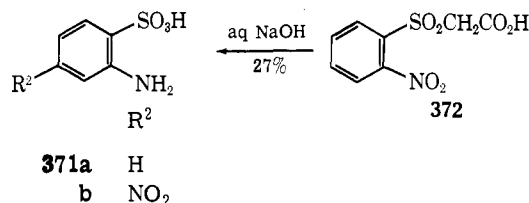
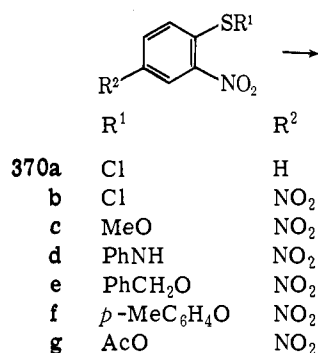
(392) M. L. Moore and T. B. Johnson, *J. Amer. Chem. Soc.*, **57**, 1517 (1935); **58**, 1091, 1960 (1936).

Table XLVIII

2-Aminobenzenesulfonamides from the Thermal Decomposition of 2-Nitrobenzenesulfenamides in Arylamines^a

Starting material (373)	Solvent	Product (374)	Yield, %
a	Aniline	a	37
	<i>p</i> -Toluidine	b	53
b	Aniline	a	35
	<i>p</i> -Toluidine	b	55
	<i>p</i> -Toluidine ^b	b	60

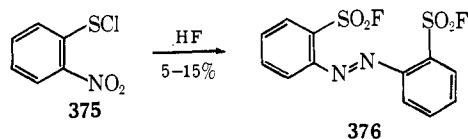
^a The sulfenamides were heated in amine solvents in sealed tubes at 195° for ca. 15 hr. ^b Degassed.



the procedure provides a simple route to sulfonamides under neutral conditions. The oxygen transfer process inherent in the transformation **373** → **374** is almost certainly intramolecular since pyrolysis³¹⁷ of 3-nitrobenzenesulfenamides in aniline gave none of the sulfonamide.

Bis(2,2'-difluorosulfonyl)azobenzene (**376**), rather than the expected *o*-nitrobenzenesulfonyl fluoride, is formed³⁹³ in low yield when *o*-nitrobenzenesulfonyl chloride (**375**) is treated with anhydrous hydrogen fluoride alone, or in carbon tetrachloride solution. Despite the low yield, this route is a useful one since products of the type **376** are inaccessible.

An unusual oxygen-transfer process has been observed by Barton, *et al.*,³⁷⁸ in connection with their investigations of the



(393) D. L. Chamberlain, D. Peters, and N. Kharasch, *J. Org. Chem.*, **23**, 381 (1958).

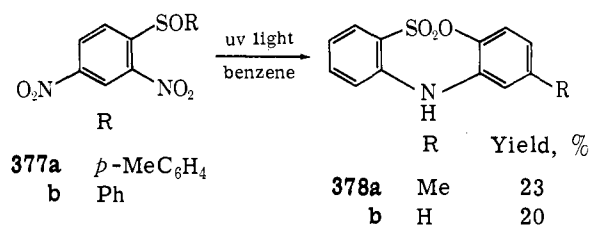
Table XLIX

Products from the Aluminum Chloride Catalyzed Reaction of Benzene with Nitrobenzenesulfonyl Chlorides

Position of nitro group(s)	Mol of AlCl ₃	Time, hr	Aryl halide, %	Sulfone, %	Sulfinic acid, %	Recovered sulfonyl chloride
2	1	5	41	1.5	38	50
2	2	5	89	0.5	82	0
3	1	19	15	7	20	67
3	2	19	75	5	72	15
4	1	24	0	2.5	Trace	94
4	2	24	41	4	43	45
2, 4	1	5	36	0	a	47
2, 4	2	5	85	0	a	6

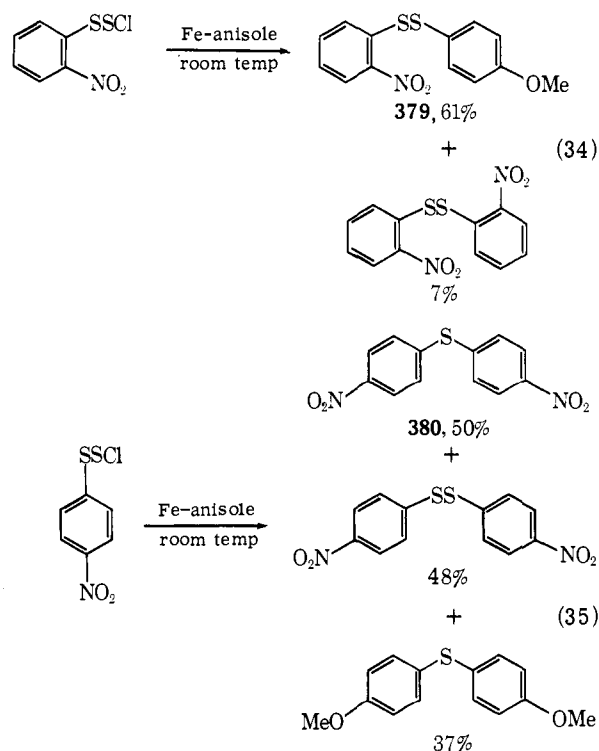
^a Sulfinic acid too unstable for isolation.

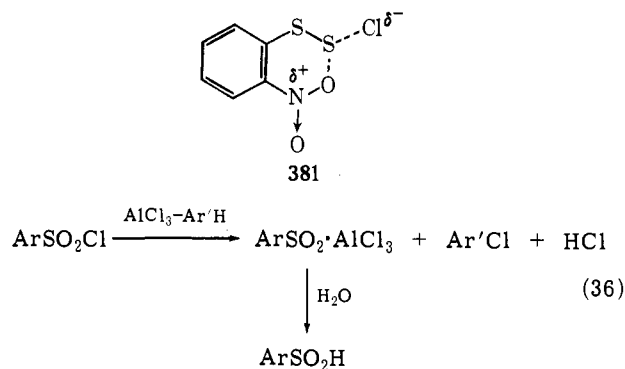
photolysis of compounds containing an *o*-nitroarylthio substituent. Solutions of the esters **377** in benzene are decomposed by ultraviolet light to give among other products low yields of the cyclic sulfonates **378**.



IV. Miscellaneous Compounds

In all of the reactions discussed so far, interaction between the ortho side chain and the nitro group is accompanied by chemical modification of the latter. However, it is now well known that nitro groups can exert a more subtle influence on the re-





activity of an ortho side chain without becoming chemically involved. Perhaps the best examples of processes of this type are to be found in reactions involving "participation" by ortho nitro groups in the reactions of sulfur side chains.

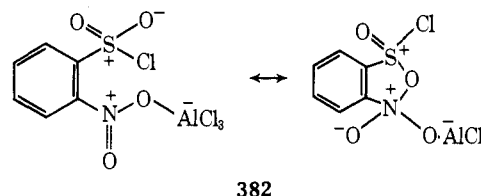
Intramolecular interaction between the β -sulfur atom in the side chain and the ortho nitro group has been proposed³⁹⁴ to account for the difference in reactivity of *o*- and *p*-nitrobenzenethiosulfonyl chlorides in their iron-catalyzed reactions with anisole (*cf.* reactions 34 and 35, respectively).³⁹⁴

The preferential formation of the disulfide **379** from the ortho isomer (*cf.* eq 34) as opposed to the sulfide **380** from the para isomer (*cf.* eq 35) is attributed³⁹⁴ to stabilization of

(394) T. Fujisawa, T. Kobori, and G. Tsuchihashi, *Tetrahedron Lett.*, 4291 (1969).

the disulfide side chain by the ortho nitro group in a complex of the type **381**.

Participation between an aromatic nitro group and an ortho side chain has also been suggested³⁹⁵ to account for the greater efficiency of *o*-nitrobenzenesulfonyl chloride as opposed to the meta and para isomers in the aluminum chloride catalyzed chlorination of aromatic hydrocarbons (Table XLIX) (*cf.* eq 36). The greater efficiency of *o*-nitrobenzenesulfonyl chloride is attributed³⁹⁵ to the enhanced electrophilicity of the chlorine atom in a complex of the type **382**.



Aluminum chloride catalyzed chlorination of aromatic hydrocarbons in the presence of *o*-nitrobenzenesulfonyl chloride is attractive as a route to aryl chlorides although the scope of such reactions has not been investigated.³⁹⁶

(395) E. C. Dart, G. Holt, and K. D. Jeffreys, *J. Chem. Soc.*, 5663 (1964).

(396) Since submission of this article, new information concerning this work has appeared in the literature, and an Appendix has been prepared which will appear following these pages in the microfilm edition of this volume of the journal. Single copies may be obtained from the Business Operations Office, Books and Journals Division, American Chemical Society, 1155 Sixteenth St., N.W., Washington, D. C. 20036. Remit check or money order for \$3.00 for photocopy or \$2.00 for microfiche, referring to code number CR-72-627.